



April 3, 2025

Board of Directors
Ventura Regional Sanitation District
Ventura, California

INVESTMENT REPORT – FEBRUARY 28, 2025

RECOMMENDATION

Receive and file the February 28, 2025 Investment Report

FISCAL IMPACT

None.

BACKGROUND/ANALYSIS

The attached report shows cash and investment holdings of the District at February 28, 2025. The VRSD Investment Policy requires that the report be transmitted to the Board within 30 to 60 days after the close of the month. The portfolio totals \$28.96 million at cost, increasing \$0.42 million from \$28.54 million at the end of January 2025.


US Bank, who serves as the custodian, provides the market value shown for all U.S. Government securities. During the month of February, interest earnings for all investments were accrued in the amount of \$43,034. Fiscal year to date, \$441,996 has been earned. The unrealized gain or loss on investments is not recorded as income on a monthly basis. Recording it monthly skews the amount of interest reported since it could be at a loss one month and a gain the very next month and is not an actual gain or loss unless the government securities shown in Section D of the report are sold prior to their maturity date. It will be recorded at June 30, 2025, as required by governmental accounting standards.


The District investment holdings are in compliance with the investment policy approved by the Board of Directors on June 15, 2023. The portfolio has been managed with the stated objectives of safety, liquidity and earning a competitive rate of return. The investment program shown herein provides sufficient cash flow liquidity to meet the District's expense obligations for the next six months.

Please note that balances within the cash and investment categories have been restated to better reflect the holdings of the District.

If you have any questions or need additional information, please contact me by phone at (805) 658-4646 or via email at TinaRivera@vrzd.com.

ALVERTINA RIVERA, DIRECTOR OF FINANCE

APPROVED FOR FISCAL IMPACT: 
Alvertina Rivera, Director of Finance

APPROVED FOR AGENDA: 
Chris Theisen, General Manager

Attachments: 1. VRSD February 2025 Investment Report

**VENTURA REGIONAL SANITATION DISTRICT
CASH & CASH EQUIVALENT AND INVESTMENT REPORT
FOR THE MONTH ENDED FEBRUARY 28, 2025**

COMPLIANCE REPORT AND CERTIFICATIONS

	BALANCE AT COST		INTEREST EARNED*	
	1/31/2025	CHANGE	2/28/2025	Fiscal YTD
A. Checking/Sweep Account	\$ 1,106,937	\$ 1,366,439	\$ 2,473,376	\$ 3,248
B. Certificate of Deposit	\$ 754,683	\$ -	\$ 754,683	\$ 2,316
C. Pooled Funds (LAIF, CAMP & County Pool)	\$ 17,021,203	\$ 499,084	\$ 17,520,286	\$ 27,099
D. Funds & Securities held by Custodian	\$ 9,657,967	\$ (1,445,141)	\$ 8,212,825	\$ 10,371
TOTAL	\$ 28,540,789	\$ 420,381	\$ 28,961,170	\$ 43,034

*Interest Earned is based on estimates.

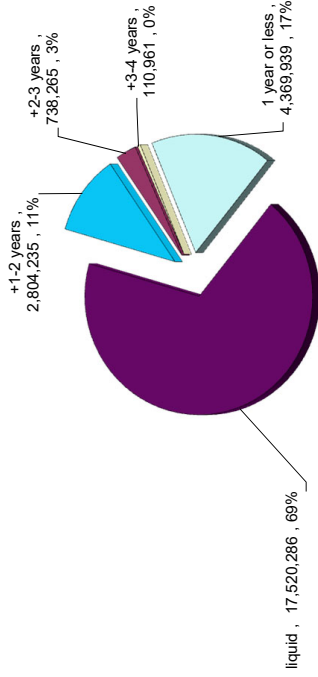
Investment Recap (C. & D.)	Market		At Par	
	Totals Per Trustee	Purchase Price (G/L)	\$	%
Pooled Funds				
LAIF	\$ 1,869,758	\$ 1,869,758	\$ 1,869,758	
Local Gov Investment Pool	8,085,078	8,085,078	8,085,078	
Local Gov Investment Pool-TERM	7,500,000	7,500,000	7,500,000	
Ventura County Pool	65,450	65,450	65,450	
Total Pooled Funds	\$ 17,520,286	\$ 17,520,286	\$ 17,520,286	68.06%
Securities:				
U.S. T-Notes/Bonds	\$ 4,578,072	\$ 4,717,439	\$ 4,715,000	18.32%
Municipal Bonds	68,441	70,000	70,000	0.27%
Corporate Bonds/Notes	1,383,710	1,405,918	1,410,000	5.48%
Asset-Backed Security	11,266	11,318	11,320	0.04%
Supranationals	454,613	478,583	455,000	1.77%
Federal Agencies	1,527,297	1,529,569	1,560,000	6.06%
Total Securities	\$ 8,023,400	\$ 8,212,825	\$ 8,221,320	
Total Investments	\$ 25,543,686	\$ 25,733,111	\$ 25,741,606	100.00%

CERTIFICATIONS

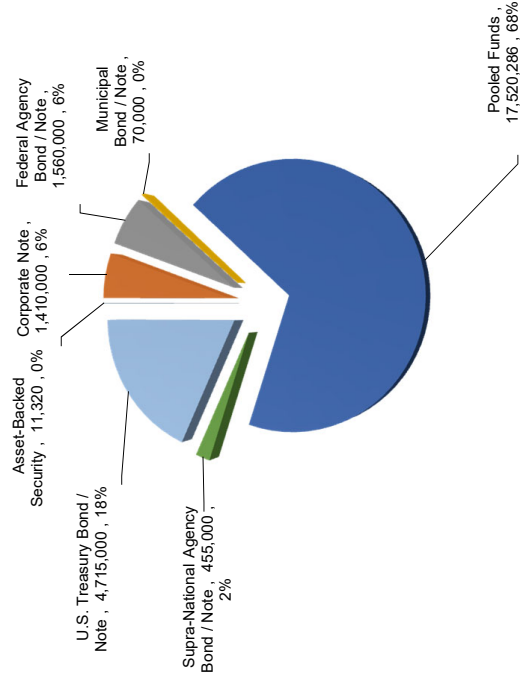
I certify that all investment actions executed since the last report have been made in full compliance with the VRSD Investment Policy. In addition, sufficient investment liquidity and anticipated revenue are available to meet the next six (6) months' estimated expenses of the District.

Alvertina Rivera, Director of Finance Date

Investment Maturity Schedule
U.S. T-Notes/Bonds & Agencies



Investment by Type
@ PAR Value



**VENTURA REGIONAL SANITATION DISTRICT
CASH & CASH EQUIVALENT AND INVESTMENT REPORT
FOR THE MONTH ENDED FEBRUARY 28, 2025**

Item# 10

A. CHECKING/SWEEP ACCOUNT		1/31/2025	Net Deposits/ (Withdrawals)	Interest Received	2/28/2025	Yield	Market Value**
Mechanics Bank		\$ 1,106,937.27	\$ 1,363,190.37	\$ 3,248.38	\$ 2,473,376.02	***	\$ 2,473,376.02
		\$ 1,106,937.27	\$ 1,363,190.37	\$ 3,248.38	\$ 2,473,376.02		\$ 2,473,376.02
B. CERTIFICATES OF DEPOSIT		Purchase Date	Rollover Date	Maturity Date	2/28/2025	Yield	Market Value**
Mechanics Bank		4/1/2024	NA	4/1/2025	\$ 520,470.84	4.00%	\$ 520,470.84
Mechanics Bank		4/1/2024	NA	4/1/2025	130,117.71	4.00%	130,117.71
Mechanics Bank		4/1/2024	NA	4/1/2025	104,094.17	4.00%	104,094.17
					\$ 754,682.72		\$ 754,682.72
C. POOLED FUNDS		1/31/2025	Net Deposits/ (Withdrawals)	Interest Received	2/28/2025	Yield	Market Value**
Local Agency Investment Fund		\$ 1,869,757.76	\$ -	\$ -	\$ 1,869,757.76	4.33%	\$ 1,869,757.76
Local Gov Investment Pool		7,586,368.35	498,709.92	-	8,085,078.27	4.51%	8,085,078.27
Local Gov Investment Pool-TERM		7,500,000.00	-	-	7,500,000.00	4.71%	7,500,000.00
Ventura County Pool		65,076.63	373.74	-	65,450.37	4.58%	* 65,450.37
		\$ 17,021,202.74	\$ 499,083.66	\$ -	\$ 17,520,286.40		\$ 17,520,286.40

* Published rate does not represent net yield rate earned on District investment.

**Market Value is based on estimates.

*** Only sweep portion provides a yield.

**VENTURA REGIONAL SANITATION DISTRICT
CASH & CASH EQUIVALENT AND INVESTMENT REPORT
FOR THE MONTH ENDED FEBRUARY 28, 2025**

CUSIP	Asset Name	Shares/Units	Cost Basis	Market Value				Annual Yield	
				Beginning Balance 1/31/2025	Purchase/Sale or Maturity	Market Inc/(Dec)	Ending Balance 2/28/2025		Maturity Date
037833DT4	APPLE INC	45,000.00	45,094.50	44,594.55	-	108.90	44,703.45	05/11/25	1.13%
3134GWZV1	F H L M C M T N	55,000.00	53,762.50	53,606.85	-	145.75	53,752.60	10/22/25	0.67%
3135G03U5	F N M A DEB	100,000.00	99,794.00	99,207.00	-	286.00	99,493.00	04/22/25	0.63%
3135G04Z3	F N M A	50,000.00	49,896.50	49,289.50	-	155.50	49,445.00	06/17/25	0.51%
3137EAEU9	F H L M C M T N	130,000.00	129,797.60	127,695.10	-	335.40	128,030.50	07/21/25	0.38%
4581X0DK1	INTER AMERICAN DEVEL BK	275,000.00	289,348.50	274,166.75	-	599.50	274,766.25	03/14/25	1.75%
9128284R8	U S TREASURY NOTE	485,000.00	539,581.45	482,652.60	-	635.35	483,287.95	05/31/25	2.89%
912828V98	U S TREASURY NOTE	110,000.00	107,211.33	105,832.10	-	575.30	106,407.40	02/15/27	2.33%
912828X88	U S TREASURY NOTE	60,000.00	58,673.44	57,609.60	-	355.80	57,965.40	05/15/27	2.46%
91282CCZ2	U S TREASURY NOTE	65,000.00	64,796.88	61,562.15	-	327.60	61,889.75	09/30/26	0.92%
91282CDG3	U S TREASURY NOTE	140,000.00	134,992.57	132,830.60	-	700.00	133,530.60	10/31/26	1.18%
91282CED9	U S TREASURY NOTE	40,000.00	38,176.56	39,893.20	-	72.00	39,965.20	03/15/25	1.75%
91282CEF4	U S TREASURY NOTE	125,000.00	119,721.68	120,658.75	-	693.75	121,352.50	03/31/27	2.58%
91282CEQ0	U S TREASURY NOTE	70,000.00	66,901.95	69,692.70	-	85.40	69,778.10	05/15/25	2.76%
3137EAEU9	F H L M C	MATURED	MATURED	249,822.50	(250,000.00)	177.50	-	02/12/25	1.50%
38141GXS8	GOLDMAN SACHS GROUP INC	FULL CALL	FULL CALL	94,906.90	(95,000.00)	93.10	-	02/12/26	0.86%
69371RQ66	PACCAR FINANCIAL CORP	MATURED	MATURED	29,993.10	(30,000.00)	6.90	-	02/06/25	1.80%
912828JZ7	U S TREASURY NOTE	MATURED	MATURED	29,994.60	(30,000.00)	5.40	-	02/15/25	2.00%
91282CDZ1	U S TREASURY NOTE	MATURED	MATURED	69,934.90	(70,000.00)	65.10	-	02/15/25	1.50%
91282CGN5	U S TREASURY NOTE	MATURED	MATURED	30,003.60	(30,000.00)	(3.60)	-	02/28/25	4.62%
931142EX7	WALMART INC	40,000.00	40,064.80	39,665.20	-	152.80	39,818.00	09/09/27	3.97%
		\$ 1,790,000	\$ 1,837,814.26	\$ 2,263,612.25	\$ (505,000.00)	\$ 5,573.45	\$ 1,764,185.70		
025816CM9	AMERICAN EXPRESS CO SR	75,000.00	74,466.75	71,315.25	-	353.25	71,668.50	11/04/26	1.73%
02665WZD1	AMERICAN HONDA FIN CORP	100,000.00	98,586.00	94,930.00	-	532.00	95,462.00	09/09/26	1.36%
037833DT4	APPLE INC	100,000.00	100,210.00	99,099.00	-	242.00	99,341.00	05/11/25	1.13%
06406RBA4	BANK OF NY MELLON CORP	75,000.00	75,090.75	71,610.00	-	483.00	72,093.00	01/26/27	2.13%
13077DQD7	CALIFORNIA ST UNIV REV SYSTEMWIDE	40,000.00	40,000.00	38,973.20	-	136.00	39,109.20	11/01/25	0.88%
3130ANMH0	FEDERAL HOME LOAN BKS	100,000.00	91,169.00	95,307.00	-	459.00	95,766.00	08/20/26	1.15%
3134GWZV1	F H L M C M T N	140,000.00	136,850.00	136,453.80	-	371.00	136,824.80	10/22/25	0.67%
3135G04Z3	F N M A	140,000.00	139,710.20	138,010.60	-	435.40	138,446.00	06/17/25	0.51%
3135G05X7	F N M A	140,000.00	139,344.80	137,029.20	-	361.20	137,390.40	08/25/25	0.38%
3135G06G3	F N M A	125,000.00	124,552.50	121,515.00	-	396.25	121,911.25	11/07/25	0.51%
3137EAEU9	F H L M C M T N	90,000.00	89,952.30	88,404.30	-	232.20	88,636.50	07/21/25	0.38%
3137EAEU9	F H L M C M T N	185,000.00	184,443.15	180,534.10	-	481.00	181,015.10	09/23/25	0.38%
43815GAC3	HONDA AUTO REC OWNR TR 2021 4	3,393.11	3,392.39	4,799.03	(1,436.35)	14.21	3,376.89	01/21/26	0.88%
4581X0DK1	INTER AMERICAN DEVEL BK	135,000.00	141,925.50	134,590.95	-	294.30	134,885.25	03/14/25	1.75%
459200KT7	INTERNATIONAL BUSINESS MACHS	100,000.00	101,561.00	98,916.00	-	578.00	99,494.00	07/27/27	4.17%
63743HF7	NATIONAL RURAL UTILS COOP FIN	20,000.00	19,994.60	19,912.80	-	11.80	19,924.60	06/15/25	3.46%
665859AW4	NORTHERN TR CORP SR NT	70,000.00	70,676.20	69,197.10	-	434.70	69,631.80	05/10/27	4.02%
87612EBM7	TARGET CORP	20,000.00	19,966.00	19,088.20	-	109.60	19,197.80	01/15/27	2.03%
89236TJK2	TOYOTA MTR CR CORP	60,000.00	59,866.80	57,396.60	-	279.60	57,676.20	06/18/26	1.17%
9128282A7	U S TREASURY NOTE	100,000.00	93,941.41	96,004.00	-	449.00	96,453.00	08/15/26	1.56%
9128284R8	U S TREASURY NOTE	380,000.00	422,764.84	378,160.80	-	497.80	378,658.60	05/31/25	2.89%
912828V98	U S TREASURY NOTE	430,000.00	418,959.38	413,707.30	-	2,248.90	415,956.20	02/15/27	2.33%
912828X88	U S TREASURY NOTE	50,000.00	48,894.53	48,008.00	-	296.50	48,304.50	05/15/27	2.46%
91282CAM3	U S TREASURY NOTE	200,000.00	196,335.94	194,818.00	-	648.00	195,466.00	09/30/25	0.26%

**VENTURA REGIONAL SANITATION DISTRICT
CASH & CASH EQUIVALENT AND INVESTMENT REPORT
FOR THE MONTH ENDED FEBRUARY 28, 2025**

CUSIP	Asset Name	Shares/Units	Cost Basis	Market Value				Annual Yield
				Beginning Balance 1/31/2025	Purchase/Sale or Maturity	Market Inc/(Dec)	Ending Balance 2/28/2025	
91282CAT8	U S TREASURY NOTE	150,000.00	148,669.92	145,642.50	-	490.50	146,133.00	0.26%
91282CBC4	U S TREASURY NOTE	600,000.00	589,750.00	579,576.00	-	2,094.00	581,670.00	0.39%
91282CBH3	U S TREASURY NOTE	460,000.00	449,702.74	442,777.60	-	1,660.60	444,438.20	0.39%
91282CBQ3	U S TREASURY NOTE	130,000.00	122,961.72	124,937.80	-	479.70	125,417.50	0.52%
91282CBT7	U S TREASURY NOTE	100,000.00	96,148.44	96,109.00	-	375.00	96,484.00	0.78%
91282CCJ8	U S TREASURY NOTE	425,000.00	429,316.41	405,760.25	-	1,891.25	407,651.50	0.91%
91282CCP4	U S TREASURY NOTE	200,000.00	193,828.13	189,742.00	-	954.00	190,696.00	0.66%
91282CCZ2	U S TREASURY NOTE	110,000.00	109,377.34	104,182.10	-	554.40	104,736.50	0.92%
91282CDG3	U S TREASURY NOTE	285,000.00	266,732.03	270,405.15	-	1,425.00	271,830.15	1.18%
931142EX7	WALMART INC	100,000.00	100,162.00	99,163.00	-	382.00	99,545.00	3.97%
3137EAE0	F H L M C	MATURED	MATURED	199,858.00	(200,000.00)	142.00	-	1.50%
38141GXS8	GOLDMAN SACHS GROUP INC	FULL CALL	FULL CALL	99,902.00	(100,000.00)	98.00	-	0.86%
458140BY5	INTEL CORP	SOLD	SOLD	97,300.00	(97,110.00)	(190.00)	-	3.85%
69371RQ66	PACCAR FINANCIAL CORP	MATURED	MATURED	29,993.10	(30,000.00)	6.90	-	1.80%
91282CDZ1	U S TREASURY NOTE	MATURED	MATURED	309,711.70	(310,000.00)	288.30	-	1.50%
98163KAC6	WORLD OMNI AUTO REC TR	5,381.60	5,380.86	7,176.22	(1,838.81)	18.79	5,356.20	0.81%
		5,443,775	\$ 5,404,683.63	\$ 6,010,016.65	\$ (740,385.16)	\$ 21,015.15	\$ 5,290,646.64	
025816CM9	AMERICAN EXPRESS CO SR	30,000.00	29,786.70	28,526.10	-	141.30	28,667.40	1.73%
037833DT4	APPLE INC	30,000.00	30,063.00	29,729.70	-	72.60	29,802.30	1.13%
06051GJS9	BK OF AMERICA CORP	25,000.00	22,312.25	23,923.00	-	124.50	24,047.50	1.80%
06406RBA4	BANK OF NY MELLON CORP	35,000.00	35,042.35	33,418.00	-	225.40	33,643.40	2.13%
13077DQD7	CALIFORNIA ST UNIV REV SYSTEMWIDE	15,000.00	15,000.00	14,614.95	-	51.00	14,665.95	0.88%
24422EWX3	JOHN DEERE CAPITAL CORP	20,000.00	19,998.75	20,090.40	-	34.20	20,124.60	4.72%
30303M8L9	META PLATFORMS INC	35,000.00	35,052.50	35,130.90	-	250.60	35,381.50	4.55%
3130AJHU6	FEDERAL HOME LOAN BKS	45,000.00	44,776.80	44,671.95	-	128.70	44,800.65	0.50%
3130ANMH0	FEDERAL HOME LOAN BKS	75,000.00	68,376.75	71,480.25	-	344.25	71,824.50	1.15%
3134GWZV1	F H L M C M T N	45,000.00	43,987.50	43,860.15	-	119.25	43,979.40	0.67%
3135G04Z3	F N M A	35,000.00	34,927.55	34,502.65	-	108.85	34,611.50	0.51%
3137EAEU9	F H L M C M T N	30,000.00	29,850.60	29,468.10	-	77.40	29,545.50	0.38%
43815GAC3	HONDA AUTO REC OWNR TR 2021 4	1,272.40	1,272.13	1,799.62	(538.63)	5.33	1,266.32	0.88%
4581X0DK1	INTER AMERICAN DEVEL BK	45,000.00	47,308.50	44,863.65	-	98.10	44,961.75	1.75%
459200KT7	INTERNATIONAL BUSINESS MACHS	35,000.00	35,546.35	34,620.60	-	202.30	34,822.90	4.17%
539830BZ1	LOCKHEED MARTIN CORP	15,000.00	14,955.00	14,947.65	-	113.85	15,061.50	4.43%
63743HFE7	NATIONAL RURAL UTILS COOP FIN	10,000.00	9,997.30	9,956.40	-	5.90	9,962.30	3.46%
665859AW4	NORTHERN TR CORP SR NT	25,000.00	25,241.50	24,713.25	-	155.25	24,868.50	4.02%
87612EBM7	TARGET CORP	5,000.00	4,991.50	4,772.05	-	27.40	4,799.45	2.03%
89236TJK2	TOYOTA MTR CR CORP	20,000.00	19,955.60	19,132.20	-	93.20	19,225.40	1.17%
3137EAE0	F H L M C	MATURED	MATURED	29,978.70	(30,000.00)	21.30	-	1.50%
38141GXS8	GOLDMAN SACHS GROUP INC	FULL CALL	FULL CALL	34,965.70	(35,000.00)	34.30	-	0.86%
458140BY5	INTEL CORP	SOLD	SOLD	34,055.00	(33,970.30)	(84.70)	-	3.85%
69371RQ66	PACCAR FINANCIAL CORP	MATURED	MATURED	9,997.70	(10,000.00)	2.30	-	1.80%
931142EX7	WALMART INC	35,000.00	35,056.70	34,707.05	-	133.70	34,840.75	3.97%
		611,272	\$ 603,499.33	\$ 707,925.72	\$ (109,508.93)	\$ 2,486.28	\$ 600,903.07	

**VENTURA REGIONAL SANITATION DISTRICT
CASH & CASH EQUIVALENT AND INVESTMENT REPORT
FOR THE MONTH ENDED FEBRUARY 28, 2025**

CUSIP	Asset Name	Shares/Units	Cost Basis	Market Value				Annual Yield	
				Beginning Balance 1/31/2025	Purchase/Sale or Maturity	Market Inc/(Dec)	Ending Balance 2/28/2025		Maturity Date
025816CM9	AMERICAN EXPRESS CO SR	40,000.00	39,715.60	38,034.80	-	188.40	38,223.20	11/04/26	1.73%
06051GJS9	BK OF AMERICA CORP	30,000.00	26,774.70	28,707.60	-	149.40	28,857.00	07/22/27	1.80%
06406RBA4	BANK OF NY MELLON CORP	35,000.00	35,042.35	33,418.00	-	225.40	33,643.40	01/26/27	2.13%
13077DQD7	CALIFORNIA ST UNIV REV SYSTEMWIDE	15,000.00	15,000.00	14,614.95	-	51.00	14,665.95	11/01/25	0.88%
24422EWX3	JOHN DEERE CAPITAL CORP	25,000.00	25,006.20	25,113.00	-	42.75	25,155.75	06/08/26	4.72%
30303M8L9	META PLATFORMS INC	40,000.00	40,060.00	40,149.60	-	286.40	40,436.00	05/15/28	4.55%
3130ANMH0	FEDERAL HOME LOAN BKS	75,000.00	68,376.75	71,480.25	-	344.25	71,824.50	08/20/26	1.15%
43815GAC3	HONDA AUTO REC OWNR TR 2021 4	1,272.40	1,272.13	1,799.62	(538.63)	5.33	1,266.32	01/21/26	0.88%
459200KT7	INTERNATIONAL BUSINESS MACHS	30,000.00	30,468.30	29,674.80	-	173.40	29,848.20	07/27/27	4.17%
539830BZ1	LOCKHEED MARTIN CORP	20,000.00	19,937.00	19,930.20	-	151.80	20,082.00	05/15/28	4.43%
63743HFE7	NATIONAL RURAL UTILS COOP FIN	10,000.00	9,997.30	9,956.40	-	5.90	9,962.30	06/15/25	3.46%
665859AW4	NORTHERN TR CORP SR NT	25,000.00	25,241.50	24,713.25	-	155.25	24,868.50	05/10/27	4.02%
87612EBM7	TARGET CORP	5,000.00	4,991.50	4,772.05	-	27.40	4,799.45	01/15/27	2.03%
38141GXS8	GOLDMAN SACHS GROUP INC	FULL CALL	FULL CALL	39,960.80	(40,000.00)	39.20	-	02/12/26	0.86%
458140BY5	INTEL CORP	SOLD	SOLD	38,920.00	(38,823.20)	(96.80)	-	08/05/27	3.85%
69371RQ66	PACCAR FINANCIAL CORP	MATURED	MATURED	14,996.55	(15,000.00)	3.45	-	02/06/25	1.80%
89236TJK2	TOYOTA MTR CR CORP	25,000.00	24,944.50	23,915.25	-	116.50	24,031.75	06/18/26	1.17%
		376,272	\$ 366,827.83	\$ 460,157.12	\$ (94,361.83)	\$ 1,869.03	\$ 367,664.32		
		8,221,320	\$ 8,212,825.05	\$ 9,441,711.74	\$ (1,449,255.92)	\$ 30,943.91	\$ 8,023,399.73		

See page 6 of 6 for securities sold or matured for the month ended February 28, 2025

**VENTURA REGIONAL SANITATION DISTRICT
SECURITIES SOLD OR MATURED AS OF FEBRUARY 28, 2025**

Item# 10

Settle Date	CUSIP	Transaction	Description	Interest Rate	Maturity Date	Par	Principal Proceeds	Purchase Cost	Realized Cost this FY	Realized G/L Amortized	Realized G/L
02/12/2025	38141GXS8	FULL CALL PAR VALUE OF GOLDMAN SACHS GROUP	0.855% 2/12/26	95,000.00	95,000.00	95,193.80		(193.80)		-	
02/12/2025	3137EAEP0	MATURED PAR VALUE OF F H L M C	1.500% 2/12/25	250,000.00	250,000.00	249,807.50		192.50		-	
02/06/2025	69371RQ66	MATURED PAR VALUE OF PACCAR FINANCIAL MTN	1.800% 2/06/25	30,000.00	30,000.00	31,353.30		(1,353.30)		-	
02/15/2025	91282CDZ1	MATURED PAR VALUE OF U S TREASURY NT	1.500% 2/15/25	70,000.00	70,000.00	65,594.92		4,405.08		-	
02/15/2025	912828J27	MATURED PAR VALUE OF U S TREASURY NT	2.000% 2/15/25	30,000.00	30,000.00	32,323.83		(2,323.83)		-	
02/28/2025	91282CGN5	MATURED PAR VALUE OF U S TREASURY NT	4.625% 2/28/25	30,000.00	30,000.00	30,322.27		(322.27)		-	
VENTURA REGIONAL SANITATION DISTRICT-MAIN: 1077 Total						\$ 505,000.00	\$ 505,000.00	\$ 504,595.62	\$ 404.38	\$ -	\$ -
02/12/2025	38141GXS8	FULL CALL PAR VALUE OF GOLDMAN SACHS GROUP	0.855% 2/12/26	100,000.00	100,000.00	100,204.00		(204.00)		-	
02/12/2025	3137EAEP0	MATURED PAR VALUE OF F H L M C	1.500% 2/12/25	200,000.00	200,000.00	199,846.00		154.00		-	
02/06/2025	69371RQ66	MATURED PAR VALUE OF PACCAR FINANCIAL MTN	1.800% 2/06/25	30,000.00	30,000.00	31,353.30		(1,353.30)		-	
02/15/2025	91282CDZ1	MATURED PAR VALUE OF U S TREASURY NT	1.500% 2/15/25	310,000.00	310,000.00	298,321.49		11,678.51		-	
02/05/2025	458140BY5	SOLD PAR VALUE OF INTEL CORP	3.750% 8/05/27	100,000.00	97,110.00	100,121.00		(3,011.00)		(2,949.71)	
VENTURA REGIONAL SANITATION DISTRICT-TOLAND: 1078 Total						\$ 740,000.00	\$ 737,110.00	\$ 729,845.79	\$ 7,264.21	\$ -	(2,949.71)
02/12/2025	38141GXS8	FULL CALL PAR VALUE OF GOLDMAN SACHS GROUP	0.855% 2/12/26	35,000.00	35,000.00	35,071.40		(71.40)		-	
02/12/2025	3137EAEP0	MATURED PAR VALUE OF F H L M C	1.500% 2/12/25	30,000.00	30,000.00	29,976.90		23.10		-	
02/06/2025	69371RQ66	MATURED PAR VALUE OF PACCAR FINANCIAL MTN	1.800% 2/06/25	10,000.00	10,000.00	10,451.10		(451.10)		-	
02/05/2025	458140BY5	SOLD PAR VALUE OF INTEL CORP	3.750% 8/05/27	35,000.00	33,970.30	35,042.35		(1,072.05)		(1,050.60)	
VENTURA REGIONAL SANITATION DISTRICT-COASTAL: 1079 Total						\$ 110,000.00	\$ 108,970.30	\$ 110,541.75	\$ (1,571.45)	\$ -	(1,050.60)
02/12/2025	38141GXS8	FULL CALL PAR VALUE OF GOLDMAN SACHS GROUP	0.855% 2/12/26	40,000.00	40,000.00	40,081.60		(81.60)		-	
02/06/2025	69371RQ66	MATURED PAR VALUE OF PACCAR FINANCIAL MTN	1.800% 2/06/25	15,000.00	15,000.00	15,676.65		(676.65)		-	
02/05/2025	458140BY5	SOLD PAR VALUE OF INTEL CORP	3.750% 8/05/27	40,000.00	38,823.20	40,048.40		(1,225.20)		(1,200.68)	
VENTURA REGIONAL SANITATION DISTRICT-BAILLARD: 1080 Total						\$ 95,000.00	\$ 93,823.20	\$ 95,806.65	\$ (1,983.45)	\$ -	(1,200.68)
Grand Total						\$ 1,450,000.00	\$ 1,444,903.50	\$ 1,440,789.81	\$ 4,113.69	\$ -	(5,200.99)

Notes: Securities Sold and Matured are provided by PFM Asset Management & US Bank.