



December 19, 2024

Board of Directors  
Ventura Regional Sanitation District  
Ventura, California

**INVESTMENT REPORT – NOVEMBER 30, 2024**

**RECOMMENDATION**

Receive and file the November 30, 2024 Investment Report

**FISCAL IMPACT**

None.

**BACKGROUND/ANALYSIS**

The attached report shows cash and investment holdings of the District at November 30, 2024. The VRSD Investment Policy requires that the report be transmitted to the Board within 30 to 60 days after the close of the month. The portfolio totals \$30.72 million at cost, decreasing \$1.83 million from \$32.55 million at the end of October 2024.


US Bank, who serves as the custodian, provides the market value shown for all U.S. Government securities. During the month of November, interest earnings for all investments were accrued in the amount of \$35,459. Fiscal year to date, \$266,716 has been earned. The unrealized gain or loss on investments is not recorded as income on a monthly basis. Recording it monthly skews the amount of interest reported since it could be at a loss one month and a gain the very next month and is not an actual gain or loss unless the government securities shown in Section D of the report are sold prior to their maturity date. It will be recorded at June 30, 2025, as required by governmental accounting standards.


The District investment holdings are in compliance with the investment policy approved by the Board of Directors on June 15, 2023. The portfolio has been managed with the stated objectives of safety, liquidity and earning a competitive rate of return. The investment program shown herein provides sufficient cash flow liquidity to meet the District's expense obligations for the next six months.

Please note that balances within the cash and investment categories have been restated to better reflect the holdings of the District.

If you have any questions or need additional information, please contact me by phone at (805) 658-4646 or via email at [TinaRivera@vrsd.com](mailto:TinaRivera@vrsd.com).

ALVERTINA RIVERA, DIRECTOR OF FINANCE

APPROVED FOR FISCAL IMPACT:   
Alvertina Rivera, Director of Finance

APPROVED FOR AGENDA:   
Chris Theisen, General Manager

Attachments: 1. VRSD November 2024 Investment Report

**VENTURA REGIONAL SANITATION DISTRICT  
CASH & CASH EQUIVALENT AND INVESTMENT REPORT  
FOR THE MONTH ENDED NOVEMBER 30, 2024**

**COMPLIANCE REPORT AND CERTIFICATIONS**

	BALANCE AT COST			INTEREST EARNED*	
	10/31/2024	CHANGE	11/30/2024	Nov-24	Fiscal YTD
A. Checking/Sweep Account	\$ 3,651,247	\$ (888,493)	\$ 2,762,754	\$ 2,914	\$ 8,522
B. Certificate of Deposit	\$ 754,683	\$ -	\$ 754,683	\$ 2,481	\$ 12,654
C. Pooled Funds (LAIF, CAMP & County Pool)	\$ 16,739,047	\$ (185,484)	\$ 16,553,563	\$ 29,034	\$ 180,359
D. Funds & Securities held by Custodian	\$ 11,408,134	\$ (755,096)	\$ 10,653,038	\$ 1,030	\$ 65,182
<b>TOTAL</b>	<b>\$ 32,553,110</b>	<b>\$ (1,829,072)</b>	<b>\$ 30,724,037</b>	<b>\$ 35,459</b>	<b>\$ 266,716</b>

\*Interest Earned is based on estimates.

	Market		At Par	
	Totals Per Trustee	Purchase Price (G/L)	\$	%
<b>Investment Recap (C. &amp; D.)</b>				
Pooled Funds				
LAIF	\$ 1,848,262	\$ 1,848,262	\$ 1,848,262	
Local Gov Investment Pool	7,140,598	7,140,598	7,140,598	
Local Gov Investment Pool-TERM	7,500,000	7,500,000	7,500,000	
Ventura County Pool	64,703	64,703	64,703	
<b>Total Pooled Funds</b>	<b>\$ 16,553,563</b>	<b>\$ 16,553,563</b>	<b>\$ 16,553,563</b>	<b>60.87%</b>
Securities:				
U.S. T-Notes/Bonds	\$ 5,582,772	\$ 5,784,413	\$ 5,765,000	21.20%
Municipal Bonds	67,786	70,000	70,000	0.26%
Corporate Bonds/Notes	1,897,721	1,940,515	1,940,000	7.13%
Asset-Backed Security	27,049	27,296	27,301	0.10%
Supranationals	451,296	478,583	455,000	1.67%
Federal Agencies	2,332,548	2,353,098	2,385,000	8.77%
<b>Total Securities</b>	<b>\$ 10,359,173</b>	<b>\$ 10,653,905</b>	<b>\$ 10,642,301</b>	
<b>Total Investments</b>	<b>\$ 26,912,736</b>	<b>\$ 27,207,468</b>	<b>\$ 27,195,864</b>	<b>100.00%</b>

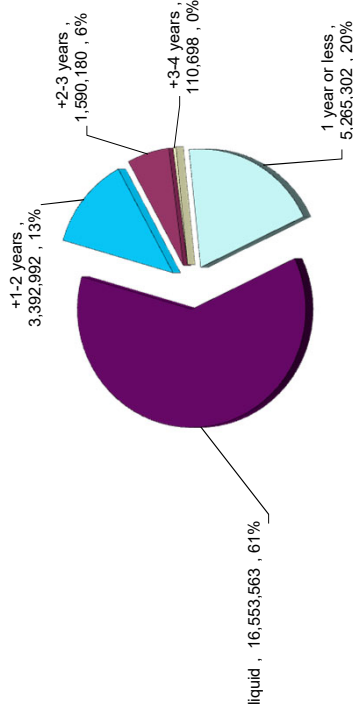
**CERTIFICATIONS**

I certify that all investment actions executed since the last report have been made in full compliance with the VRSD Investment Policy. In addition, sufficient investment liquidity and anticipated revenue are available to meet the next six (6) months' estimated expenses of the District.

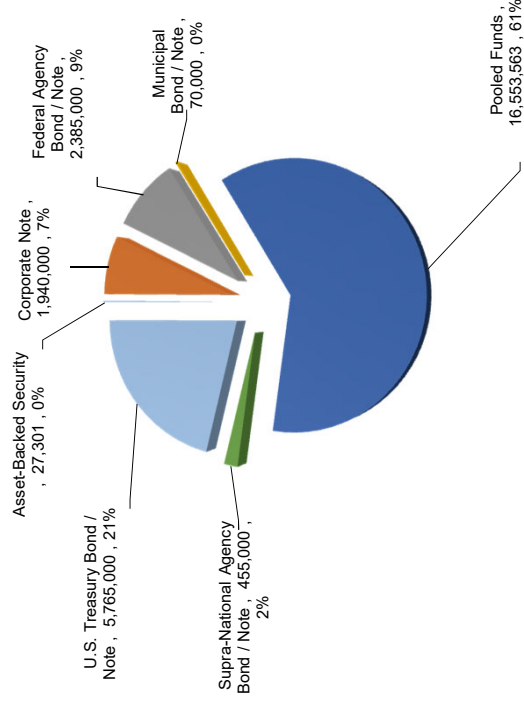
Alvertina Rivera, Director of Finance

Date

Investment Maturity Schedule  
U.S. T-Notes/Bonds & Agencies



Investment by Type  
@ PAR Value



**VENTURA REGIONAL SANITATION DISTRICT  
CASH & CASH EQUIVALENT AND INVESTMENT REPORT  
FOR THE MONTH ENDED NOVEMBER 30, 2024**

Item# 9

<b>A. CHECKING/SWEEP ACCOUNT</b>		<b>10/31/2024</b>	<b>Net Deposits/ (Withdrawals)</b>	<b>Interest Received</b>	<b>11/30/2024</b>	<b>Yield</b>	<b>Market Value**</b>
Mechanics Bank	\$ 3,651,246.51	\$ (891,406.87)	\$ 2,914.08	\$ 2,762,753.72	***	\$ 2,762,753.72	
	\$ 3,651,246.51	\$ (891,406.87)	\$ 2,914.08	\$ 2,762,753.72		\$ 2,762,753.72	

<b>B. CERTIFICATES OF DEPOSIT</b>		<b>Purchase Date</b>	<b>Rollover Date</b>	<b>Maturity Date</b>	<b>11/30/2024</b>	<b>Yield</b>	<b>Market Value**</b>
Mechanics Bank		4/1/2024	NA	4/1/2025	\$ 520,470.84	4.00%	\$ 520,470.84
Mechanics Bank		4/1/2024	NA	4/1/2025	130,117.71	4.00%	130,117.71
Mechanics Bank		4/1/2024	NA	4/1/2025	104,094.17	4.00%	104,094.17
					\$ 754,682.72		\$ 754,682.72

<b>C. POOLED FUNDS</b>		<b>10/31/2024</b>	<b>Net Deposits/ (Withdrawals)</b>	<b>Interest Received</b>	<b>11/30/2024</b>	<b>Yield</b>	<b>Market Value**</b>
Local Agency Investment Fund	\$ 1,848,262.01	\$ -	\$ -	\$ 1,848,262.01	4.48%	\$ 1,848,262.01	
Local Gov Investment Pool	7,326,461.75	(185,863.92)	-	7,140,597.83	4.87%	7,140,597.83	
Local Gov Investment Pool-TERM	7,500,000.00	-	-	7,500,000.00	4.71%	7,500,000.00	
Ventura County Pool	64,322.91	0.00	379.98	64,702.89	4.58%	64,702.89	
	\$ 16,739,046.67	\$ (185,863.92)	\$ 379.98	\$ 16,553,562.73		\$ 16,553,562.73	

\* Published rate does not represent net yield rate earned on District investment.

\*\*Market Value is based on estimates.

\*\*\* Only sweep portion provides a yield.

**VENTURA REGIONAL SANITATION DISTRICT  
CASH & CASH EQUIVALENT AND INVESTMENT REPORT  
FOR THE MONTH ENDED NOVEMBER 30, 2024**

CUSIP	Asset Name	Asset Type	Shares/Units	Cost Basis	Market Value				Annual Yield	
					Beginning Balance 10/31/2024	Purchase/Sale or Maturity	Market Inc/(Dec)	Ending Balance 11/30/2024		Maturity Date
037833DT4	APPLE INC	Corporate Note	45,000.00	45,094.50	44,212.50	-	102.15	44,314.65	05/11/25	1.14%
3134GWZV1	F H L M C M T N	Federal Agency Bond / Note	55,000.00	53,762.50	53,047.50	-	158.95	53,206.45	10/22/25	0.67%
3135G03U5	F N M A DEB	Federal Agency Bond / Note	100,000.00	99,794.00	98,211.00	-	318.00	98,529.00	04/22/25	0.63%
3135G04Z3	F N M A	Federal Agency Bond / Note	50,000.00	49,896.50	48,801.00	-	129.00	48,930.00	06/17/25	0.51%
3135G0X24	F N M A	Federal Agency Bond / Note	245,000.00	244,218.45	243,664.75	-	607.60	244,272.35	01/07/25	1.63%
3137EAEU9	F H L M C	Federal Agency Bond / Note	250,000.00	249,807.50	247,910.00	-	602.50	248,512.50	02/12/25	1.51%
3137EAEU9	F H L M C M T N	Federal Agency Bond / Note	130,000.00	129,797.60	126,357.40	-	378.30	126,735.70	07/21/25	0.38%
38141GX58	GOLDMAN SACHS GROUP INC	Corporate Note	95,000.00	95,193.80	93,805.85	-	450.30	94,256.15	02/12/26	0.86%
4581X0DK1	INTER AMERICAN DEVEL BK	Supra-National Agency Bond /	275,000.00	289,348.50	272,060.50	-	701.25	272,761.50	03/14/25	1.76%
69371RQ66	PACCAR FINANCIAL CORP	Corporate Note	30,000.00	31,353.30	29,761.20	-	75.60	29,836.80	02/06/25	1.81%
9128283J7	U S TREASURY NOTE	U.S. Treasury Bond / Note	15,000.00	15,325.20	14,969.55	-	30.45	15,000.00	11/30/24	2.13%
9128283V0	U S TREASURY NOTE	U.S. Treasury Bond / Note	235,000.00	257,029.89	233,785.05	-	406.55	234,191.60	01/31/25	2.51%
9128284R8	U S TREASURY NOTE	U.S. Treasury Bond / Note	485,000.00	539,581.45	480,688.35	-	601.40	481,289.75	05/31/25	2.90%
912828J27	U S TREASURY NOTE	U.S. Treasury Bond / Note	30,000.00	32,323.83	29,777.40	-	60.60	29,838.00	02/15/25	2.01%
912828V98	U S TREASURY NOTE	U.S. Treasury Bond / Note	110,000.00	107,211.33	105,471.30	-	137.50	105,608.80	02/15/27	2.34%
912828X88	U S TREASURY NOTE	U.S. Treasury Bond / Note	60,000.00	58,673.44	57,471.00	-	67.80	57,538.80	05/15/27	2.48%
91282CCZ2	U S TREASURY NOTE	U.S. Treasury Bond / Note	65,000.00	64,796.88	61,102.60	-	109.20	61,211.80	09/30/26	0.93%
91282CDG3	U S TREASURY NOTE	U.S. Treasury Bond / Note	140,000.00	134,992.57	131,917.80	-	224.00	132,141.80	10/31/26	1.19%
91282CDN8	U S TREASURY NOTE	U.S. Treasury Bond / Note	50,000.00	46,796.88	49,778.00	-	158.00	49,936.00	12/15/24	1.00%
91282CDS7	U S TREASURY NOTE	U.S. Treasury Bond / Note	50,000.00	47,347.66	49,643.50	-	149.00	49,792.50	01/15/25	1.13%
91282CED9	U S TREASURY NOTE	U.S. Treasury Bond / Note	70,000.00	65,594.92	69,381.20	-	191.10	69,572.30	02/15/25	1.51%
91282CEFF4	U S TREASURY NOTE	U.S. Treasury Bond / Note	40,000.00	38,176.56	39,598.00	-	95.20	39,693.20	03/15/25	1.76%
91282CEG0	U S TREASURY NOTE	U.S. Treasury Bond / Note	125,000.00	119,721.68	120,405.00	-	73.75	120,478.75	03/31/27	2.59%
91282CEG7	U S TREASURY NOTE	U.S. Treasury Bond / Note	70,000.00	66,901.95	69,368.60	-	107.80	69,476.40	05/15/25	2.77%
91282CGD5	U S TREASURY NOTE	U.S. Treasury Bond / Note	40,000.00	39,948.44	39,975.20	-	10.40	39,985.60	12/31/24	4.25%
91282CGN5	U S TREASURY NOTE	U.S. Treasury Bond / Note	30,000.00	30,322.27	30,002.10	-	3.30	30,005.40	02/28/25	4.62%
3130APQ81	FEDERAL HOME LOAN BKS	Federal Agency Bond / Note	MATURED	MATURED	49,964.50	-	35.50	-	11/08/24	1.00%
9311412EX7	WALMART INC	Corporate Note	40,000.00	40,064.80	39,672.40	-	50.40	39,722.80	09/09/27	3.98%
<b>VENTURA REGIONAL SANITATION DISTRICT-MAIN Total</b>				<b>\$ 2,993,076.40</b>	<b>\$ 2,930,803.00</b>	<b>\$ (50,000.00)</b>	<b>\$ 6,035.60</b>	<b>\$ 2,886,838.60</b>		
025816CM9	AMERICAN EXPRESS CO SR	Corporate Note	75,000.00	74,466.75	70,791.00	-	138.75	70,929.75	11/04/26	1.74%
02665WZD1	AMERICAN HONDA FIN CORP	Corporate Note	100,000.00	98,586.00	94,348.00	-	128.00	94,476.00	09/09/26	1.38%
037833DT4	APPLE INC	Corporate Note	100,000.00	100,210.00	98,250.00	-	227.00	98,477.00	05/11/25	1.14%
06406RBA4	BANK OF NY MELLON CORP	Corporate Note	75,000.00	75,090.75	71,233.50	-	262.50	71,496.00	01/26/27	2.15%
13077DQD7	CALIFORNIA ST UNIV REV SYSTEMWIDE	Municipal Bond / Note	40,000.00	40,000.00	38,616.80	-	118.00	38,734.80	11/01/25	0.89%
3130ANMHO	FEDERAL HOME LOAN BKS	Federal Agency Bond / Note	100,000.00	91,169.00	94,503.00	-	209.00	94,712.00	08/20/26	1.16%
3134GWZV1	F H L M C M T N	Federal Agency Bond / Note	140,000.00	136,850.00	135,030.00	-	404.60	135,434.60	10/22/25	0.67%
3135G04Z3	F N M A	Federal Agency Bond / Note	140,000.00	139,710.20	136,642.80	-	361.20	137,004.00	06/17/25	0.51%
3135G06G3	F N M A	Federal Agency Bond / Note	125,000.00	124,552.50	120,328.75	-	251.25	120,580.00	08/25/25	0.39%
3135G0X24	F N M A	Federal Agency Bond / Note	100,000.00	99,681.00	99,455.00	-	248.00	99,703.00	11/07/25	0.52%
3137EAEU9	F H L M C	Federal Agency Bond / Note	200,000.00	199,846.00	198,328.00	-	482.00	198,810.00	02/12/25	1.63%
3137EAEU9	F H L M C M T N	Federal Agency Bond / Note	90,000.00	89,952.30	87,478.20	-	261.90	87,740.10	07/21/25	0.38%
3137EAEU9	F H L M C M T N	Federal Agency Bond / Note	185,000.00	184,443.15	178,628.75	-	476.55	179,113.30	09/23/25	0.39%
38141GX58	GOLDMAN SACHS GROUP INC	Corporate Note	100,000.00	100,204.00	98,743.00	-	474.00	99,217.00	02/12/26	0.86%
43815EAC8	HONDA AUTO REC OWN TR 2021 3	Asset-Backed Security	2,772.80	2,772.76	4,328.95	(1,580.66)	13.47	2,761.76	11/18/25	0.41%
43815GAC3	HONDA AUTO REC OWN TR 2021 4	Asset-Backed Security	7,746.15	7,744.52	9,200.80	(1,559.05)	29.18	7,670.93	01/21/26	0.89%
458140BY5	INTEL CORP	Corporate Note	100,000.00	100,121.50	97,003.00	-	424.00	97,427.00	08/05/27	3.85%
459200K77	INTERNATIONAL BUSINESS MACHS	Supra-National Agency Bond /	135,000.00	141,925.00	133,558.85	-	344.25	133,901.10	03/14/25	1.76%
63743HFE7	NATIONAL RURAL UTILS COOP FIN	Corporate Note	100,000.00	101,561.00	99,017.00	-	85.00	99,102.00	07/27/27	4.19%
665569AM4	NORTHERN TR CORP SR NT	Corporate Note	20,000.00	19,994.60	19,843.80	-	11.80	19,855.60	06/15/25	3.48%
69371RQ66	PACCAR FINANCIAL CORP	Corporate Note	70,000.00	70,676.20	69,357.40	-	(40.60)	69,316.80	05/10/27	4.04%
87612EBM7	TARGET CORP	Corporate Note	30,000.00	31,353.30	29,761.20	-	75.60	29,836.80	02/06/25	1.81%
892367JK2	TOYOTA MTR CR CORP	Corporate Note	20,000.00	19,966.00	19,001.80	-	45.00	19,046.80	02/06/25	2.05%
9128282A7	U S TREASURY NOTE	U.S. Treasury Bond / Note	100,000.00	99,866.80	56,925.00	-	170.40	57,095.40	06/18/26	1.18%
9128283J7	U S TREASURY NOTE	U.S. Treasury Bond / Note	25,000.00	25,541.99	24,949.25	-	50.75	25,000.00	11/30/24	2.13%
9128283V0	U S TREASURY NOTE	U.S. Treasury Bond / Note	195,000.00	208,422.07	193,991.85	-	337.35	194,329.20	01/31/25	2.51%

**VENTURA REGIONAL SANITATION DISTRICT  
CASH & CASH EQUIVALENT AND INVESTMENT REPORT  
FOR THE MONTH ENDED NOVEMBER 30, 2024**

CUSIP	Asset Name	Asset Type	Shares/Units	Cost Basis	Market Value				Annual Yield	
					Beginning Balance 10/31/2024	Purchase/Sale or Maturity	Market Inc/(Dec)	Ending Balance 11/30/2024		Maturity Date
9128284R8	U S TREASURY NOTE	U.S. Treasury Bond / Note	380,000.00	422,764.84	376,621.80	-	471.20	377,093.00	05/31/25	2.90%
912828V98	U S TREASURY NOTE	U.S. Treasury Bond / Note	430,000.00	418,959.38	412,296.90	-	537.50	412,834.40	02/15/27	2.34%
912828X88	U S TREASURY NOTE	U.S. Treasury Bond / Note	50,000.00	48,894.53	47,892.50	-	56.50	47,949.00	05/15/27	2.48%
91282CAM3	U S TREASURY NOTE	U.S. Treasury Bond / Note	200,000.00	196,335.94	192,710.00	-	594.00	193,304.00	09/30/25	0.26%
91282CAT8	U S TREASURY NOTE	U.S. Treasury Bond / Note	150,000.00	148,669.92	144,081.00	-	412.50	144,493.50	10/31/25	0.26%
91282CBC4	U S TREASURY NOTE	U.S. Treasury Bond / Note	600,000.00	589,750.00	573,612.00	-	1,428.00	575,040.00	12/31/25	0.39%
91282CBH3	U S TREASURY NOTE	U.S. Treasury Bond / Note	460,000.00	449,702.74	438,472.00	-	970.60	439,442.60	01/31/26	0.39%
91282CBG3	U S TREASURY NOTE	U.S. Treasury Bond / Note	130,000.00	122,961.72	123,718.40	-	340.60	124,059.00	02/28/26	0.52%
91282CCB7	U S TREASURY NOTE	U.S. Treasury Bond / Note	100,000.00	96,148.44	95,254.00	-	207.00	95,461.00	03/31/26	0.79%
91282CCJ8	U S TREASURY NOTE	U.S. Treasury Bond / Note	425,000.00	429,316.41	402,453.75	-	799.00	403,252.75	06/30/26	0.92%
91282CCP4	U S TREASURY NOTE	U.S. Treasury Bond / Note	200,000.00	193,828.13	188,086.00	-	406.00	188,492.00	07/31/26	0.66%
91282CCZ2	U S TREASURY NOTE	U.S. Treasury Bond / Note	110,000.00	109,377.94	103,404.40	-	184.80	103,589.20	09/30/26	0.93%
91282CDG3	U S TREASURY NOTE	U.S. Treasury Bond / Note	285,000.00	266,732.03	268,546.95	-	456.00	269,002.95	10/31/26	1.19%
91282CDZ1	U S TREASURY NOTE	U.S. Treasury Bond / Note	310,000.00	298,321.49	307,259.60	-	846.30	308,105.90	02/15/25	1.51%
931142EX7	WALMART INC	Corporate Note	100,000.00	100,162.00	99,181.00	-	126.00	99,307.00	09/09/27	3.98%
14041NFY2	CAPITAL ONE MULTI TR	Asset-Backed Security	PAY DOWN	PAY DOWN	(70,000.00)	-	107.80	-	11/16/26	1.04%
172967ND9	CITIGROUP INC	Corporate Note	FULL CALL	FULL CALL	(50,000.00)	-	11.50	-	11/03/25	1.28%
3130APQ81	FEDERAL HOME LOAN BKS	Federal Agency Bond / Note	MATURED	MATURED	(130,000.00)	-	92.30	-	11/08/24	1.00%
91282CDH1	U S TREASURY NOTE	U.S. Treasury Bond / Note	MATURED	MATURED	(255,000.00)	-	382.50	-	11/15/24	0.75%
98163KAC6	WORLD OMNI AUTO REC TR	Asset-Backed Security	10,972.29	10,970.79	12,747.89	-	39.27	10,863.12	10/15/26	0.82%
<b>VENTURA REGIONAL SANITATION DISTRICT-TOLAND Total</b>					<b>\$ 6,480,889.30</b>	<b>\$ 6,801,046.19</b>	<b>\$ 14,635.52</b>	<b>\$ 6,305,617.96</b>		
025816GM9	AMERICAN EXPRESS CO SR	Corporate Note	30,000.00	29,786.70	28,316.40	-	55.50	28,371.90	11/04/26	1.74%
037833DT4	APPLE INC	Corporate Note	30,000.00	30,063.00	29,475.00	-	68.10	29,543.10	05/11/25	1.14%
06051GJS9	BK OF AMERICA CORP	Corporate Note	25,000.00	22,312.25	23,730.00	-	62.25	23,792.25	07/22/27	1.82%
06406RBA4	BANK OF NY MELLON CORP	Corporate Note	35,000.00	35,042.35	33,242.30	-	122.50	33,364.80	01/26/27	2.15%
13077DQD7	CALIFORNIA ST UNIV REV SYSTEMWIDE	Municipal Bond / Note	15,000.00	15,000.00	14,481.30	-	44.25	14,525.55	11/01/25	0.89%
24422EVMX3	JOHN DEERE CAPITAL CORP	Corporate Note	20,000.00	19,998.75	20,106.00	-	9.20	20,115.20	06/08/26	4.72%
30303MBL9	META PLATFORMS INC	Corporate Note	35,000.00	35,052.50	35,234.50	-	64.40	35,298.90	05/15/28	4.56%
3130AJHU6	FEDERAL HOME LOAN BKS	Federal Agency Bond / Note	45,000.00	44,776.80	44,199.90	-	151.20	44,351.10	04/14/25	0.51%
3130ANMH0	FEDERAL HOME LOAN BKS	Federal Agency Bond / Note	75,000.00	68,376.75	70,877.25	-	156.75	71,034.00	08/20/26	1.16%
3134GWZV1	F L M C M T N	Federal Agency Bond / Note	45,000.00	43,987.50	43,402.50	-	130.05	43,532.55	10/22/25	0.67%
3135G04Z3	F N M A	Federal Agency Bond / Note	35,000.00	34,927.55	34,160.70	-	90.30	34,251.00	06/17/25	0.51%
3137EAEF0	F L M C	Federal Agency Bond / Note	30,000.00	29,976.90	29,749.20	-	72.30	29,821.50	02/12/25	1.51%
3137EAEU9	F L M C M T N	Federal Agency Bond / Note	30,000.00	29,850.60	29,159.40	-	87.30	29,246.70	07/21/25	0.38%
38141GX58	GOLDMAN SACHS GROUP INC	Corporate Note	35,000.00	35,071.40	34,560.05	-	165.90	34,725.95	02/12/26	0.86%
43815GAC3	HONDA AUTO REC OWNTR TR 2021 4	Asset-Backed Security	2,904.79	2,904.17	3,450.28	(584.64)	10.94	2,876.58	01/21/26	0.89%
458140BY5	INTEL CORP	Corporate Note	35,000.00	35,042.35	33,951.05	-	148.40	34,099.45	08/05/27	3.85%
4581X0DK1	INTER AMERICAN DEVEL BK	Supra-National Agency Bond /	45,000.00	47,308.50	44,518.95	-	114.75	44,633.70	03/14/25	1.76%
459200KT7	INTERNATIONAL BUSINESS MACHS	Corporate Note	35,000.00	35,546.35	34,655.95	-	29.75	34,685.70	07/27/27	4.19%
539830BZ1	LOCKHEED MARTIN CORP	Corporate Note	15,000.00	14,955.00	14,982.75	-	42.00	15,024.75	05/15/28	4.44%
63743HFE7	NATIONAL RURAL UTILS COOP FIN	Corporate Note	10,000.00	9,997.30	9,921.90	-	5.90	9,927.80	06/15/25	3.48%
665859AM4	NORTHERN TR CORP SR NT	Corporate Note	25,000.00	25,241.50	24,770.50	-	(14.50)	24,756.00	05/10/27	4.04%
69371RQ66	PACCAR FINANCIAL CORP	Corporate Note	10,000.00	10,451.10	9,920.40	-	25.20	9,945.60	02/06/25	1.81%
87612EBM7	TARGET CORP	Corporate Note	5,000.00	4,991.50	4,750.45	-	11.25	4,761.70	01/15/27	2.05%
892367JK2	TOYOTA MTR CR CORP	Corporate Note	20,000.00	19,955.60	18,975.00	-	56.80	19,031.80	06/18/26	1.18%
14041NFY2	CAPITAL ONE MULTI TR	Asset-Backed Security	PAY DOWN	PAY DOWN	(30,000.00)	-	46.20	-	11/16/26	1.04%
172967ND9	CITIGROUP INC	Corporate Note	FULL CALL	FULL CALL	(50,000.00)	-	11.50	-	11/03/25	1.28%
3130APQ81	FEDERAL HOME LOAN BKS	Federal Agency Bond / Note	MATURED	MATURED	(40,000.00)	-	28.40	-	11/08/24	1.00%
931142EX7	WALMART INC	Corporate Note	35,000.00	35,056.70	34,713.35	-	44.10	34,757.45	09/09/27	3.98%
<b>VENTURA REGIONAL SANITATION DISTRICT-COASTAL Total</b>					<b>\$ 715,673.12</b>	<b>\$ 825,218.98</b>	<b>\$ 1,840.69</b>	<b>\$ 706,475.03</b>		
025816GM9	AMERICAN EXPRESS CO SR	Corporate Note	40,000.00	39,715.60	37,755.20	-	74.00	37,829.20	11/04/26	1.74%
06051GJS9	BK OF AMERICA CORP	Corporate Note	30,000.00	26,774.70	28,476.00	-	74.70	28,550.70	07/22/27	1.82%
06406RBA4	BANK OF NY MELLON CORP	Corporate Note	35,000.00	35,042.35	33,242.30	-	122.50	33,364.80	01/26/27	2.15%
13077DQD7	CALIFORNIA ST UNIV REV SYSTEMWIDE	Municipal Bond / Note	15,000.00	15,000.00	14,481.30	-	44.25	14,525.55	11/01/25	0.89%

**VENTURA REGIONAL SANITATION DISTRICT  
CASH & CASH EQUIVALENT AND INVESTMENT REPORT  
FOR THE MONTH ENDED NOVEMBER 30, 2024**

CUSIP	Asset Name	Asset Type	Shares/Units	Cost Basis	Market Value				Annual Yield
					Beginning Balance 10/31/2024	Purchase/Sale or Maturity	Market Inc/(Dec)	Ending Balance 11/30/2024	
24422EWX3	JOHN DEERE CAPITAL CORP	Corporate Note	25,000.00	25,006.20	25,132.50	-	11.50	25,144.00	4.72%
30303M8L9	META PLATFORMS INC	Corporate Note	40,000.00	40,060.00	40,268.00	-	73.60	40,341.60	4.56%
3130ANMHO	FEDERAL HOME LOAN BKS	Federal Agency Bond / Note	75,000.00	68,376.75	70,877.25	-	156.75	71,034.00	1.16%
38141GXS8	GOLDMAN SACHS GROUP INC	Corporate Note	40,000.00	40,081.60	39,497.20	-	189.60	39,686.80	0.86%
43815GAC3	HONDA AUTO REC OWNTR TR 2021 4	Asset-Backed Security	2,904.79	2,904.17	3,450.28	(584.64)	10.94	2,876.58	0.89%
4581140BY5	INTEL CORP	Corporate Note	40,000.00	40,048.40	38,801.20	-	169.60	38,970.80	3.85%
459200KT7	INTERNATIONAL BUSINESS MACHS	Corporate Note	30,000.00	30,468.30	29,705.10	-	25.50	29,730.60	4.19%
539830BZ1	LOCKHEED MARTIN CORP	Corporate Note	20,000.00	19,937.00	19,977.00	-	56.00	20,033.00	4.44%
63743HFE7	NATIONAL RURAL UTILS COOP FIN	Corporate Note	10,000.00	9,997.30	9,921.90	-	5.90	9,927.80	3.48%
665859AM4	NORTHERN TR CORP SR NT	Corporate Note	25,000.00	25,241.50	24,770.50	-	(14.50)	24,756.00	4.04%
69371RQ66	PACCAR FINANCIAL CORP	Corporate Note	15,000.00	15,676.65	14,880.60	-	37.80	14,918.40	1.81%
87612EBM7	TARGET CORP	Corporate Note	5,000.00	4,991.50	4,750.45	-	11.25	4,761.70	2.05%
14041NFY2	CAPITAL ONE MULTI TR	Asset-Backed Security	PAY DOWN	PAY DOWN	34,946.10	(35,000.00)	53.90	-	1.04%
172967ND9	CITIGROUP INC	Corporate Note	FULL CALL	FULL CALL	54,987.35	(55,000.00)	12.65	-	1.28%
89236TJK2	TOYOTA MTR CR CORP	Corporate Note	25,000.00	24,944.50	23,718.75	-	71.00	23,789.75	1.18%
<b>VENTURA REGIONAL SANITATION DISTRICT-BAILARD Total</b>				\$ 464,266.52	\$ 549,638.98	\$ (90,584.64)	\$ 1,186.94	\$ 460,241.28	
<b>Grand Total</b>				\$ 10,653,905.34	\$ 11,106,707.15	\$ (771,233.03)	\$ 23,698.75	\$ 10,359,172.87	

See page 6 of 6 for securities sold or matured for the month ended November 30, 2024

**VENTURA REGIONAL SANITATION DISTRICT  
SECURITIES SOLD OR MATURED AS OF NOVEMBER 30, 2024**

Item#	Settle Date	CUSIP	Transaction	Description	Interest Rate	Maturity Date	Par	Principal Proceeds	Purchase Cost	Realized G/L Cost this FY	Realized G/L Amortized Cost
	11/08/2024	3130APQ81	MATURED PAR VALUE OF F H L B DEB		1.000%	11/08/24	50,000.00	50,000.00	47,411.00	2,589.00	-
			<b>VENTURA REGIONAL SANITATION DISTRICT-MAIN: 1077 Total</b>				<b>\$ 50,000.00</b>	<b>\$ 50,000.00</b>	<b>\$ 47,411.00</b>	<b>\$ 2,589.00</b>	<b>\$ -</b>
	11/03/2024	172967ND9	FULL CALL PAR VALUE OF CITIGROUP INC		1.281%	11/03/25	50,000.00	50,000.00	50,041.00	(41.00)	-
	11/08/2024	3130APQ81	MATURED PAR VALUE OF F H L B DEB		1.000%	11/08/24	130,000.00	130,000.00	123,268.60	6,731.40	-
	11/15/2024	91282CDH1	MATURED PAR VALUE OF U S TREASURY NT		0.750%	11/15/24	255,000.00	255,000.00	249,279.50	5,720.50	-
	11/15/2024	14041NFY2	PAID DOWN PAR VALUE OF CAPITAL ONE MULTI		1.040%	11/16/26	70,000.00	70,000.00	69,990.35	9.65	3.89
			<b>VENTURA REGIONAL SANITATION DISTRICT-TOLAND: 1078 Total</b>				<b>\$ 505,000.00</b>	<b>\$ 505,000.00</b>	<b>\$ 492,579.45</b>	<b>\$ 9.65</b>	<b>\$ 3.89</b>
	11/03/2024	172967ND9	FULL CALL PAR VALUE OF CITIGROUP INC		1.281%	11/03/25	50,000.00	50,000.00	50,041.00	(41.00)	-
	11/08/2024	3130APQ81	MATURED PAR VALUE OF F H L B DEB		1.000%	11/08/24	40,000.00	40,000.00	37,928.80	2,071.20	-
	11/15/2024	14041NFY2	PAID DOWN PAR VALUE OF CAPITAL ONE MULTI		1.040%	11/16/26	30,000.00	30,000.00	29,995.87	4.13	1.67
			<b>VENTURA REGIONAL SANITATION DISTRICT-COASTAL: 1079 Total</b>				<b>\$ 120,000.00</b>	<b>\$ 120,000.00</b>	<b>\$ 117,965.67</b>	<b>\$ 2,034.33</b>	<b>\$ 1.67</b>
	11/03/2024	172967ND9	FULL CALL PAR VALUE OF CITIGROUP INC		1.281%	11/03/25	55,000.00	55,000.00	55,045.10	(45.10)	-
	11/15/2024	14041NFY2	PAID DOWN PAR VALUE OF CAPITAL ONE MULTI		1.040%	11/16/26	35,000.00	35,000.00	34,995.18	4.82	1.94
			<b>VENTURA REGIONAL SANITATION DISTRICT-BAILARD: 1080 Total</b>				<b>\$ 90,000.00</b>	<b>\$ 90,000.00</b>	<b>\$ 90,040.28</b>	<b>\$ (40.28)</b>	<b>\$ 1.94</b>
			<b>Grand Total</b>				<b>\$ 765,000.00</b>	<b>\$ 765,000.00</b>	<b>\$ 747,996.40</b>	<b>\$ 4,592.70</b>	<b>\$ 7.50</b>

Notes: Securities Sold and Matured are provided by PFM Asset Management & US Bank.