



November 21, 2024

Board of Directors
Ventura Regional Sanitation District
Ventura, California

INVESTMENT REPORT – SEPTEMBER 30, 2024

RECOMMENDATION

Receive and file the September 30, 2024 Investment Report

FISCAL IMPACT

None.

BACKGROUND/ANALYSIS

The attached report shows cash and investment holdings of the District at September 30, 2024. The VRSD Investment Policy requires that the report be transmitted to the Board within 30 to 60 days after the close of the month. The portfolio totals \$33.65 million at cost, increasing \$0.55 million from \$33.10 million at the end of August 2024.


US Bank, who serves as the custodian, provides the market value shown for all U.S. Government securities. During the month of September, interest earnings for all investments were accrued in the amount of \$77,999. Fiscal year to date, \$187,366 has been earned. The unrealized gain or loss on investments is not recorded as income on a monthly basis. Recording it monthly skews the amount of interest reported since it could be at a loss one month and a gain the very next month and is not an actual gain or loss unless the government securities shown in Section D of the report are sold prior to their maturity date. It will be recorded at June 30, 2025, as required by governmental accounting standards.

The District investment holdings are in compliance with the investment policy approved by the Board of Directors on June 15, 2023. The portfolio has been managed with the stated objectives of safety, liquidity and earning a competitive rate of return. The investment program shown herein provides sufficient cash flow liquidity to meet the District's expense obligations for the next six months.

Please note that balances within the cash and investment categories have been restated to better reflect the holdings of the District.

If you have any questions or need additional information, please contact me by phone at (805) 658-4646 or via email at TinaRivera@vrsd.com.

ALVERTINA RIVERA, DIRECTOR OF FINANCE

APPROVED FOR FISCAL IMPACT: 
Alvertina Rivera, Director of Finance

APPROVED FOR AGENDA: 
Chris Theisen, General Manager

Attachments: 1. VRSD September 2024 Investment Report

**VENTURA REGIONAL SANITATION DISTRICT
CASH & CASH EQUIVALENT AND INVESTMENT REPORT
FOR THE MONTH ENDED SEPTEMBER 30, 2024**

COMPLIANCE REPORT AND CERTIFICATIONS

	BALANCE AT COST			INTEREST EARNED*	
	8/31/2024	CHANGE	9/30/2024	Sep-24	Fiscal YTD
A. Checking/Sweep Account	\$ 316,389	\$ 1,005,240	\$ 1,321,629	\$ 620	\$ 930
B. Certificate of Deposit	\$ 754,683	\$ -	\$ 754,683	\$ 2,481	\$ 7,609
C. Pooled Funds (LAIF, CAMP & County Pool)	\$ 19,524,270	\$ 564,171	\$ 20,088,441	\$ 59,429	\$ 129,285
D. Funds & Securities held by Custodian	\$ 12,506,685	\$ (1,017,323)	\$ 11,489,362	\$ 15,469	\$ 49,542
TOTAL	\$ 33,102,027	\$ 552,089	\$ 33,654,116	\$ 77,999	\$ 187,366

*Interest Earned is based on estimates.

	Market		At Par	
	Totals Per Trustee	Purchase Price (G/L)	\$	%
Investment Recap (C. & D.)				
Pooled Funds				
LAIF	\$ 1,826,577	\$ 1,826,577	\$ 1,826,577	
Local Gov Investment Pool	10,697,541	10,697,541	10,697,541	
Local Gov Investment Pool-TERM	7,500,000	7,500,000	7,500,000	
Ventura County Pool	64,323	64,323	64,323	
Total Pooled Funds	\$ 20,088,441	\$ 20,088,441	\$ 20,088,441	63.60%
Securities:				
U.S. T-Notes/Bonds	\$ 5,844,344	\$ 6,033,693	\$ 6,020,000	19.06%
Municipal Bonds	67,514	70,000	70,000	0.22%
Corporate Bonds/Notes	2,134,917	2,170,642	2,170,000	6.87%
Asset-Backed Security	173,645	174,738	174,763	0.55%
Supranationals	449,308	478,583	455,000	1.44%
Federal Agencies	2,544,240	2,561,707	2,605,000	8.25%
Total Securities	\$ 11,213,968	\$ 11,489,362	\$ 11,494,763	
Total Investments	\$ 31,302,409	\$ 31,577,804	\$ 31,583,204	100.00%

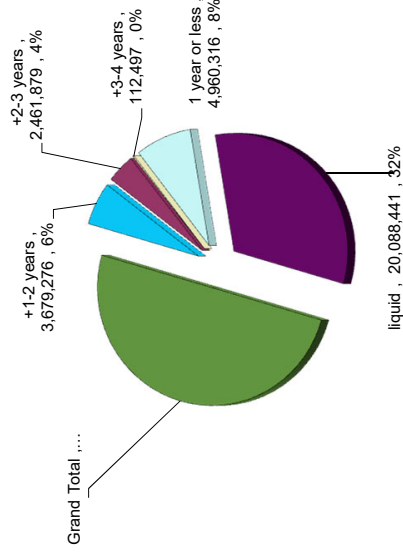
CERTIFICATIONS

I certify that all investment actions executed since the last report have been made in full compliance with the VRSD Investment Policy. In addition, sufficient investment liquidity and anticipated revenue are available to meet the next six (6) months' estimated expenses of the District.

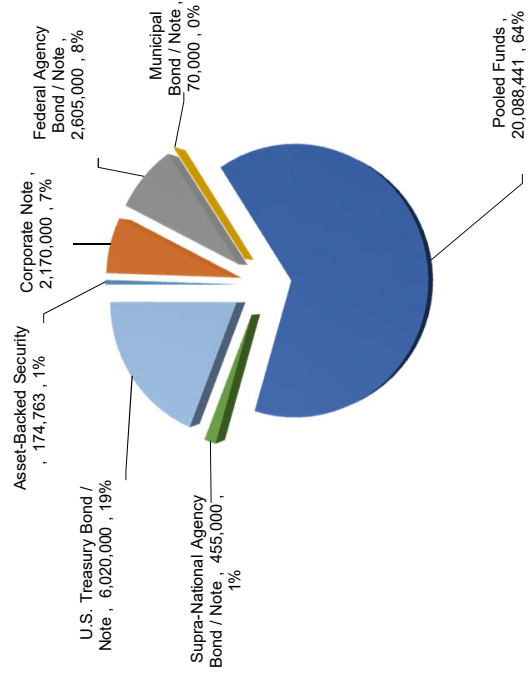
Alvertina Rivera, Director of Finance

Date

Investment Maturity Schedule
U.S. T-Notes/Bonds & Agencies



Investment by Type
@ PAR Value



**VENTURA REGIONAL SANITATION DISTRICT
CASH & CASH EQUIVALENT AND INVESTMENT REPORT
FOR THE MONTH ENDED SEPTEMBER 30, 2024**

Item# 10

A. CHECKING/SWEEP ACCOUNT		8/31/2024	Net Deposits/ (Withdrawals)	Interest Received	9/30/2024	Yield	Market Value**
City National Bank	\$	316,389.31	\$(316,594.10)	\$ 266.44	\$ 61.65	***	\$ 61.65
Mechanics Bank		-	1,320,947.87	619.88	1,321,567.75	***	1,321,567.75
	\$	316,389.31	\$ 1,004,353.77	\$ 886.32	\$ 1,321,629.40		\$ 1,321,629.40
B. CERTIFICATES OF DEPOSIT		Purchase Date	Rollover Date	Maturity Date	9/30/2024	Yield	Market Value**
Mechanics Bank		4/1/2024	NA	4/1/2025	\$ 520,470.84	4.00%	\$ 520,470.84
Mechanics Bank		4/1/2024	NA	4/1/2025	130,117.71	4.00%	130,117.71
Mechanics Bank		4/1/2024	NA	4/1/2025	104,094.17	4.00%	104,094.17
	\$				\$ 754,682.72		\$ 754,682.72
C. POOLED FUNDS		8/31/2024	Net Deposits/ (Withdrawals)	Interest Received	9/30/2024	Yield	Market Value**
Local Agency Investment Fund	\$	1,826,577.09	-	\$ -	\$ 1,826,577.09	4.58%	\$ 1,826,577.09
Local Gov Investment Pool		10,133,750.13	563,791.26	-	10,697,541.39	5.29%	10,697,541.39
Local Gov Investment Pool-TERM		7,500,000.00	-	-	7,500,000.00	4.71%	7,500,000.00
Ventura County Pool		63,942.93	(0.00)	379.98	64,322.91	4.60%	64,322.91
	\$	19,524,270.15	\$ 563,791.26	\$ 379.98	\$ 20,088,441.39		\$ 20,088,441.39

* Published rate does not represent net yield rate earned on District investment.

**Market Value is based on estimates.

*** Only sweep portion provides a yield.

**VENTURA REGIONAL SANITATION DISTRICT
CASH & CASH EQUIVALENT AND INVESTMENT REPORT
FOR THE MONTH ENDED SEPTEMBER 30, 2024**

CUSIP	Asset Name	Asset Type	Shares/Units	Cost Basis	Beginning Balance 8/31/2024	Purchase/Sale or Maturity	Market Value		Annual Yield
							Market Inc/(Dec)	Ending Balance 9/30/2024	
037833DT4	APPLE INC	Corporate Note	45,000.00	45,094.50	43,917.75	-	171.90	44,089.65	1.15%
3130APQ81	FEDERAL HOME LOAN BKS	Federal Agency Bond / Note	50,000.00	47,411.00	49,590.00	-	211.50	49,801.50	1.00%
3134GWZV1	F H L M C M T N	Federal Agency Bond / Note	55,000.00	53,762.50	52,897.35	-	206.25	53,103.60	0.67%
3135G03U5	F N M A DEB	Federal Agency Bond / Note	100,000.00	99,794.00	97,534.00	-	273.00	97,978.00	0.64%
3135G04Z3	F N M A	Federal Agency Bond / Note	50,000.00	49,896.50	48,443.50	-	273.00	48,716.50	0.51%
3135G0X24	F N M A	Federal Agency Bond / Note	245,000.00	244,218.45	242,148.20	-	874.65	243,022.85	1.64%
3137EAEF0	F H L M C	Federal Agency Bond / Note	250,000.00	249,807.50	246,290.00	-	835.00	247,125.00	1.52%
3137EAEU9	F H L M C M T N	Federal Agency Bond / Note	130,000.00	129,797.60	125,478.60	-	783.90	126,262.50	0.39%
38141GX58	GOLDMAN SACHS GROUP INC	Corporate Note	95,000.00	95,193.80	93,098.10	-	381.90	93,480.00	0.87%
4581X0DK1	INTER AMERICAN DEVEL BK	Supra-National Agency Bond /	275,000.00	289,348.50	270,611.00	-	948.75	271,559.75	1.77%
69371RQ66	PACCAR FINANCIAL CORP	Corporate Note	30,000.00	31,353.30	29,587.80	-	93.00	29,680.80	1.82%
9128283J7	U S TREASURY NOTE	U.S. Treasury Bond / Note	15,000.00	15,325.20	14,896.35	-	38.40	14,934.75	2.13%
9128283V0	U S TREASURY NOTE	U.S. Treasury Bond / Note	235,000.00	257,029.89	232,725.20	-	686.20	233,411.40	2.52%
9128284R8	U S TREASURY NOTE	U.S. Treasury Bond / Note	485,000.00	539,581.45	479,136.35	-	1,639.30	480,775.65	2.90%
912828J27	U S TREASURY NOTE	U.S. Treasury Bond / Note	30,000.00	32,323.83	29,620.80	-	98.70	29,719.50	2.02%
912828V98	U S TREASURY NOTE	U.S. Treasury Bond / Note	110,000.00	107,211.33	105,888.20	-	717.20	106,605.40	2.32%
912828X88	U S TREASURY NOTE	U.S. Treasury Bond / Note	65,000.00	68,673.44	67,562.00	-	417.00	68,179.00	2.45%
91282CCZ2	U S TREASURY NOTE	U.S. Treasury Bond / Note	65,000.00	64,796.88	61,120.15	-	452.40	61,572.55	0.92%
91282CDD3	U S TREASURY NOTE	U.S. Treasury Bond / Note	140,000.00	134,992.57	132,027.00	-	946.40	132,973.40	1.18%
91282CDN8	U S TREASURY NOTE	U.S. Treasury Bond / Note	50,000.00	46,796.88	49,459.00	-	174.00	49,633.00	1.01%
91282CDS7	U S TREASURY NOTE	U.S. Treasury Bond / Note	50,000.00	47,347.66	49,323.50	-	182.50	49,506.00	1.14%
91282CDZ1	U S TREASURY NOTE	U.S. Treasury Bond / Note	70,000.00	65,594.92	68,951.40	-	271.60	69,223.00	1.52%
91282CED9	U S TREASURY NOTE	U.S. Treasury Bond / Note	40,000.00	38,176.56	39,391.20	-	150.00	39,541.20	1.77%
91282CEFF4	U S TREASURY NOTE	U.S. Treasury Bond / Note	125,000.00	119,721.68	121,011.25	-	776.25	121,787.50	2.57%
91282CEG0	U S TREASURY NOTE	U.S. Treasury Bond / Note	70,000.00	66,901.95	69,103.30	-	246.40	69,349.70	2.78%
91282CGD7	U S TREASURY NOTE	U.S. Treasury Bond / Note	40,000.00	39,948.44	39,894.80	-	59.60	39,954.40	4.25%
91282CGN5	U S TREASURY NOTE	U.S. Treasury Bond / Note	30,000.00	30,322.27	29,976.90	-	44.10	30,021.00	4.62%
14316NAC3	CARMAX AUTO OWNER TR	Asset-Backed Security	PAYDOWN		259.25	(259.81)	0.56	-	0.34%
3130ATVD6	FEDERAL HOME LOAN BKS	Federal Agency Bond / Note	MATURED		69,986.00	(70,000.00)	14.00	-	4.88%
3133X8L34	FEDERAL HOME LOAN BKS	Federal Agency Bond / Note	MATURED		50,000.00	(50,000.00)	-	-	5.37%
4581X0DZ8	INTER AMERICAN DEVEL BK	Supra-National Agency Bond /	MATURED		149,598.00	(150,000.00)	402.00	-	0.50%
9128282Y5	U S TREASURY NOTE	U.S. Treasury Bond / Note	MATURED		259,396.80	(260,000.00)	603.20	-	2.13%
931142EX7	WALMART INC	Corporate Note	40,000.00	40,064.80	40,068.00	-	208.00	40,276.00	3.92%
		VENTURA REGIONAL SANITATION DISTRICT-MAIN Total	2,980,000	\$ 3,040,487.40	\$ 3,449,191.75	\$ (530,259.81)	\$ 13,351.66	\$ 2,932,283.60	
025816CM9	AMERICAN EXPRESS CO SR	Corporate Note	75,000.00	74,466.75	70,702.50	-	621.75	71,324.25	1.74%
02665WDZ1	AMERICAN HONDA FIN CORP	Corporate Note	100,000.00	98,586.00	94,120.00	-	720.00	94,840.00	1.37%
037833DT4	APPLE INC	Corporate Note	100,000.00	100,210.00	97,595.00	-	382.00	97,977.00	1.15%
06406RBA4	BANK OF NY MELLON CORP	Corporate Note	75,000.00	75,090.75	71,400.75	-	414.00	71,814.75	2.14%
13077DQD7	CALIFORNIA ST UNIV REV SYSTEMWIDE	Municipal Bond / Note	40,000.00	40,000.00	38,360.80	-	218.40	38,579.20	0.89%
14041INFY2	CAPITAL ONE MULTI TR	Asset-Backed Security	70,000.00	69,990.35	69,381.90	-	289.10	69,671.00	1.04%
172967ND9	CITIGROUP INC	Corporate Note	50,000.00	50,041.00	49,632.50	-	174.00	49,806.50	1.29%
3130ANMHO	FEDERAL HOME LOAN BKS	Federal Agency Bond / Note	100,000.00	91,169.00	94,341.00	-	902.00	95,243.00	1.15%
3130APQ81	FEDERAL HOME LOAN BKS	Federal Agency Bond / Note	130,000.00	123,268.60	128,934.00	-	549.90	129,483.90	1.00%
3134GWZV1	F H L M C M T N	Federal Agency Bond / Note	140,000.00	136,850.00	134,647.80	-	525.00	135,172.80	0.67%
3135G04Z3	F N M A	Federal Agency Bond / Note	140,000.00	139,710.20	135,641.80	-	764.40	136,406.20	0.51%
3135G05X7	F N M A	Federal Agency Bond / Note	140,000.00	139,344.80	134,681.40	-	929.60	135,611.00	0.39%
3135G06G3	F N M A	Federal Agency Bond / Note	125,000.00	124,552.50	119,623.75	-	660.00	120,283.75	0.52%
3135G0X24	F N M A	Federal Agency Bond / Note	100,000.00	99,681.00	98,836.00	-	357.00	99,193.00	1.64%
3137EAEF0	F H L M C	Federal Agency Bond / Note	200,000.00	199,846.00	197,032.00	-	668.00	197,700.00	1.52%
3137EAEU9	F H L M C M T N	Federal Agency Bond / Note	90,000.00	89,952.30	86,869.80	-	542.70	87,412.50	0.39%
3137EAXE3	F H L M C M T N	Federal Agency Bond / Note	185,000.00	184,443.15	177,422.40	-	1,163.65	178,586.05	0.39%
38141GX58	GOLDMAN SACHS GROUP INC	Corporate Note	100,000.00	100,204.00	97,998.00	-	402.00	98,400.00	0.87%
43815EAC8	HONDA AUTO REC OWN TR 2021 3	Asset-Backed Security	5,922.79	5,922.71	7,593.05	(1,748.97)	34.76	5,878.84	0.41%
43815GAC3	HONDA AUTO REC OWN TR 2021 4	Asset-Backed Security	10,862.73	10,860.44	12,336.50	(1,675.51)	60.31	10,721.30	0.89%
458140BY5	INTEL CORP	Corporate Note	100,000.00	100,121.00	97,097.00	-	933.00	98,030.00	3.83%
4581X0DK1	INTER AMERICAN DEVEL BK	Supra-National Agency Bond /	135,000.00	141,925.50	132,845.40	-	465.75	133,311.15	1.77%
459200KT7	INTERNATIONAL BUSINESS MACHS	Corporate Note	100,000.00	101,561.00	99,646.00	-	737.00	100,383.00	4.13%

**VENTURA REGIONAL SANITATION DISTRICT
CASH & CASH EQUIVALENT AND INVESTMENT REPORT
FOR THE MONTH ENDED SEPTEMBER 30, 2024**

CUSIP	Asset Name	Asset Type	Shares/Units	Cost Basis	Beginning Balance 8/31/2024	Purchase/Sale or Maturity	Market Value			Annual Yield
							Ending Balance 9/30/2024	Market Inc/(Dec)	Maturity Date	
61747YEG6	MORGAN STANLEY	Corporate Note	30,000.00	30,000.00	29,819.40	-	119.70	29,939.10	10/21/25	1.17%
63743HFE7	NATIONAL RURAL UTILS COOP FIN	Corporate Note	20,000.00	19,994.60	19,777.80	-	76.60	19,854.40	06/15/25	3.48%
665859AW4	NORTHERN TR CORP SR NT	Corporate Note	70,000.00	70,676.20	69,714.40	-	399.70	70,114.10	05/10/27	3.99%
69371RQ66	PACCAR FINANCIAL CORP	Corporate Note	30,000.00	31,353.30	29,587.80	-	93.00	29,680.80	02/06/25	1.82%
87612EBM7	TARGET CORP	Corporate Note	20,000.00	19,966.00	19,097.40	-	114.60	19,212.00	01/15/27	2.03%
89236TJK2	TOYOTA MTR CR CORP	Corporate Note	60,000.00	59,866.80	56,719.80	-	484.20	57,204.00	06/18/26	1.18%
9128282A7	U S TREASURY NOTE	U.S. Treasury Bond / Note	100,000.00	93,941.41	95,445.00	-	667.00	96,102.00	08/15/26	1.56%
9128283J7	U S TREASURY NOTE	U.S. Treasury Bond / Note	25,000.00	25,541.99	24,827.25	-	64.00	24,891.25	11/30/24	2.13%
9128283V0	U S TREASURY NOTE	U.S. Treasury Bond / Note	195,000.00	208,422.07	193,112.40	-	569.40	193,681.80	01/31/25	2.52%
9128284R8	U S TREASURY NOTE	U.S. Treasury Bond / Note	380,000.00	422,764.84	375,405.80	-	1,284.40	376,690.20	05/31/25	2.90%
912828V98	U S TREASURY NOTE	U.S. Treasury Bond / Note	418,959.38	418,959.38	413,926.60	-	2,803.60	416,730.20	02/15/27	2.32%
912828X88	U S TREASURY NOTE	U.S. Treasury Bond / Note	50,000.00	48,894.53	48,135.00	-	347.50	48,482.50	05/15/27	2.45%
91282CAM3	U S TREASURY NOTE	U.S. Treasury Bond / Note	200,000.00	196,335.94	191,492.00	-	1,290.00	192,782.00	09/30/25	0.26%
91282CAT8	U S TREASURY NOTE	U.S. Treasury Bond / Note	150,000.00	148,669.92	143,221.50	-	972.00	144,193.50	10/31/25	0.26%
91282CBC4	U S TREASURY NOTE	U.S. Treasury Bond / Note	600,000.00	589,750.00	570,726.00	-	4,128.00	574,854.00	12/31/25	0.39%
91282CBH3	U S TREASURY NOTE	U.S. Treasury Bond / Note	460,000.00	449,702.74	436,425.00	-	3,178.60	439,603.60	01/31/26	0.39%
91282CBQ3	U S TREASURY NOTE	U.S. Treasury Bond / Note	130,000.00	122,961.72	123,266.00	-	904.80	124,170.80	02/28/26	0.52%
91282CBT7	U S TREASURY NOTE	U.S. Treasury Bond / Note	100,000.00	96,148.44	94,969.00	-	668.00	95,637.00	07/31/26	0.78%
91282CCJ8	U S TREASURY NOTE	U.S. Treasury Bond / Note	425,000.00	429,316.41	401,905.50	-	2,992.00	404,897.50	06/30/26	0.92%
91282CCP4	U S TREASURY NOTE	U.S. Treasury Bond / Note	200,000.00	193,828.13	187,820.00	-	1,438.00	189,258.00	07/31/26	0.86%
91282CCZ2	U S TREASURY NOTE	U.S. Treasury Bond / Note	110,000.00	109,377.34	103,434.10	-	765.60	104,199.70	09/30/26	0.92%
91282CDG3	U S TREASURY NOTE	U.S. Treasury Bond / Note	285,000.00	266,732.03	268,789.25	-	1,926.00	270,695.85	10/31/26	1.18%
91282CDH1	U S TREASURY NOTE	U.S. Treasury Bond / Note	255,000.00	249,279.50	252,814.65	-	912.90	253,727.55	11/15/24	0.75%
91282CDZ1	U S TREASURY NOTE	U.S. Treasury Bond / Note	310,000.00	298,321.49	305,356.20	-	1,202.80	306,559.00	02/15/25	1.52%
931142EX7	WALMART INC	Corporate Note	100,162.00	100,162.00	100,170.00	-	520.00	100,690.00	09/09/27	3.92%
14316NAC3	CARMAX AUTO OWNER TR	Asset-Backed Security	PAYDOWN	PAYDOWN	259.25	-	0.56	-	12/15/25	0.34%
24422EVU0	DEERE JOHN CAPITAL CORP	Corporate Note	MATURED	MATURED	39,962.40	(40,000.00)	37.60	-	09/10/24	0.63%
4581X0DZ8	INTER AMERICAN DEVEL BK	Supra-National Agency Bond / Note	MATURED	MATURED	209,437.20	(210,000.00)	562.80	-	09/23/24	0.50%
9128282Y5	U S TREASURY NOTE	U.S. Treasury Bond / Note	MATURED	MATURED	209,512.80	(210,000.00)	487.20	-	09/30/24	2.13%
98163KAC6	WORLD OMNI AUTO REC TR	Asset-Backed Security	14,830.55	14,828.53	16,566.68	-	83.04	14,638.05	10/15/26	0.82%
VENTURA REGIONAL SANITATION DISTRICT-TOLAND Total										
			7,061,616	\$ 7,013,592.36	\$ 7,278,415.53	\$ (465,895.96)	\$ 41,598.52	\$ 6,854,318.05		
025816CM9	AMERICAN EXPRESS CO SR	Corporate Note	30,000.00	29,786.70	28,281.00	-	248.70	28,529.70	11/04/26	1.74%
037833DT4	APPLE INC	Corporate Note	30,000.00	30,063.00	29,278.50	-	114.60	29,393.10	05/11/25	1.15%
06051GJ59	BK OF AMERICA CORP	Corporate Note	25,000.00	22,312.25	23,716.25	-	193.20	23,867.25	07/22/27	1.82%
06406RBA4	BANK OF NY MELLON CORP	Corporate Note	35,000.00	35,042.35	33,320.35	-	151.00	33,513.55	01/26/27	2.14%
13077DQD7	CALIFORNIA ST UNIV REV SYSTEMWIDE	Municipal Bond / Note	15,000.00	15,000.00	14,385.30	-	81.90	14,467.20	11/01/25	0.89%
14041NFY2	CAPITAL ONE MULTI TR	Asset-Backed Security	30,000.00	29,995.87	29,735.10	-	123.90	29,859.00	11/16/26	1.04%
172967ND9	CITIGROUP INC	Corporate Note	50,041.00	50,041.00	49,632.50	-	174.00	49,806.50	11/03/25	1.29%
24422EWX3	JOHN DEERE CAPITAL CORP	Corporate Note	20,000.00	19,998.75	20,149.20	-	131.80	20,281.00	06/08/26	4.68%
30303MBL9	META PLATFORMS INC	Corporate Note	35,000.00	35,052.50	35,616.70	-	284.90	35,901.60	05/15/28	4.48%
3130AJHU6	FEDERAL HOME LOAN BKS	Federal Agency Bond / Note	45,000.00	44,776.80	43,892.10	-	198.00	44,090.10	04/14/25	0.51%
3130ANMHO	FEDERAL HOME LOAN BKS	Federal Agency Bond / Note	75,000.00	68,376.75	70,755.75	-	676.50	71,432.25	08/20/26	1.15%
3130APQ81	FEDERAL HOME LOAN BKS	Federal Agency Bond / Note	40,000.00	37,928.80	39,672.00	-	169.20	39,841.20	11/08/24	1.00%
3134GWZV1	F L M C M T N	Federal Agency Bond / Note	45,000.00	43,987.50	43,279.65	-	168.75	43,448.40	10/22/25	0.67%
3135G04Z3	F N M A	Federal Agency Bond / Note	35,000.00	34,927.55	33,910.45	-	191.10	34,101.55	06/17/25	0.51%
3137EAEF0	F H L M C	Federal Agency Bond / Note	30,000.00	29,976.90	29,554.80	-	100.20	29,655.00	02/12/25	1.52%
3137EAEU9	F H L M C M T N	Federal Agency Bond / Note	30,000.00	29,850.60	28,956.60	-	180.90	29,137.50	07/21/25	0.39%
38141GX58	GOLDMAN SACHS GROUP INC	Corporate Note	35,000.00	35,071.40	34,299.30	-	140.70	34,440.00	02/12/26	0.87%
43815GAC3	HONDA AUTO REC OWNR TR 2021 4	Asset-Backed Security	4,073.50	4,072.63	4,626.17	(628.32)	22.61	4,020.46	01/21/26	0.89%
458140BY5	INTEL CORP	Corporate Note	35,000.00	35,042.35	33,983.95	-	326.55	34,310.50	08/05/27	3.83%
4581X0DK1	INTER AMERICAN DEVEL BK	Supra-National Agency Bond / Note	45,000.00	47,308.50	44,281.80	-	155.25	44,437.05	03/14/25	1.77%
459200KT7	INTERNATIONAL BUSINESS MACHS	Corporate Note	35,000.00	35,546.35	34,876.10	-	257.95	35,134.05	07/27/27	4.13%
539830BZ1	LOCKHEED MARTIN CORP	Corporate Note	15,000.00	14,955.00	15,139.80	-	102.45	15,242.25	05/15/28	4.38%
61747YEG6	MORGAN STANLEY	Corporate Note	20,000.00	20,000.00	19,879.60	-	79.80	19,959.40	10/21/25	1.17%
63743HFE7	NATIONAL RURAL UTILS COOP FIN	Corporate Note	10,000.00	9,997.30	9,888.90	-	38.30	9,927.20	06/15/25	3.48%

**VENTURA REGIONAL SANITATION DISTRICT
CASH & CASH EQUIVALENT AND INVESTMENT REPORT
FOR THE MONTH ENDED SEPTEMBER 30, 2024**

CUSIP	Asset Name	Asset Type	Shares/Units	Cost Basis	Market Value				Annual Yield
					Beginning Balance 8/31/2024	Purchase/Sale or Maturity	Market Inc/(Dec)	Ending Balance 9/30/2024	
665859AM4	NORTHERN TR CORP SR NT	Corporate Note	25,000.00	25,241.50	24,898.00	-	142.75	25,040.75	3.99%
69371RQ66	PACCAR FINANCIAL CORP	Corporate Note	10,000.00	10,451.10	9,862.60	-	31.00	9,893.60	1.82%
87612EBM7	TARGET CORP	Corporate Note	5,000.00	4,991.50	4,774.35	-	28.65	4,803.00	2.03%
89236TJK2	TOYOTA MTR CR CORP	Corporate Note	20,000.00	19,955.60	18,906.60	-	161.40	19,068.00	1.18%
931142EX7	WALMART INC	Corporate Note	35,000.00	35,056.70	35,059.50	-	182.00	35,241.50	3.92%
VENTURA REGIONAL SANITATION DISTRICT-COASTAL Total					\$ 854,807.25	\$ 844,612.92	\$ (628.32)	\$ 848,842.66	
025816CM9	AMERICAN EXPRESS CO SR	Corporate Note	40,000.00	39,715.60	37,708.00	-	331.60	38,039.60	1.74%
06051GJS9	BK OF AMERICA CORP	Corporate Note	30,000.00	26,774.70	28,459.50	-	181.20	28,640.70	1.82%
06406RBA4	BANK OF NY MELLON CORP	Corporate Note	35,000.00	35,042.35	33,320.35	-	193.20	33,513.55	2.14%
13077DQD7	CALIFORNIA ST UNIV REV SYSTEMWIDE	Municipal Bond / Note	15,000.00	15,000.00	14,385.30	-	81.90	14,467.20	0.89%
14041NFY2	CAPITAL ONE MULTI TR	Asset-Backed Security	35,000.00	34,995.18	34,690.95	-	144.55	34,835.50	1.04%
172967ND9	CITIGROUP INC	Corporate Note	55,000.00	55,045.10	54,595.75	-	191.40	54,787.15	1.29%
24422EWX3	JOHN DEERE CAPITAL CORP	Corporate Note	25,000.00	25,006.20	25,186.50	-	164.75	25,351.25	4.68%
30303M8L9	META PLATFORMS INC	Corporate Note	40,000.00	40,060.00	40,704.80	-	325.60	41,030.40	4.48%
3130ANMH0	FEDERAL HOME LOAN BKS	Federal Agency Bond / Note	75,000.00	68,376.75	70,755.75	-	676.50	71,432.25	1.15%
38141GX58	GOLDMAN SACHS GROUP INC	Corporate Note	40,000.00	40,081.60	39,199.20	-	160.80	39,360.00	0.87%
43815GAC3	HONDA AUTO REC OWNR TR 2021 4	Asset-Backed Security	4,073.50	4,072.63	4,626.17	(628.32)	22.61	4,020.46	0.89%
458140BY5	INTEL CORP	Corporate Note	40,000.00	40,048.40	38,838.80	-	373.20	39,212.00	3.83%
459200KT7	INTERNATIONAL BUSINESS MACHS	Corporate Note	30,000.00	30,468.30	29,893.80	-	221.10	30,114.90	4.13%
539830BZ1	LOCKHEED MARTIN CORP	Corporate Note	20,000.00	19,937.00	20,186.40	-	136.60	20,323.00	4.38%
61747YEG6	MORGAN STANLEY	Corporate Note	25,000.00	25,000.00	24,849.50	-	99.75	24,949.25	1.17%
63743HFE7	NATIONAL RURAL UTILS COOP FIN	Corporate Note	10,000.00	9,997.30	9,888.90	-	38.30	9,927.20	3.48%
665859AM4	NORTHERN TR CORP SR NT	Corporate Note	25,000.00	25,241.50	24,898.00	-	142.75	25,040.75	3.99%
69371RQ66	PACCAR FINANCIAL CORP	Corporate Note	15,000.00	15,676.65	14,793.90	-	46.50	14,840.40	1.82%
87612EBM7	TARGET CORP	Corporate Note	5,000.00	4,991.50	4,774.35	-	28.65	4,803.00	2.03%
89236TJK2	TOYOTA MTR CR CORP	Corporate Note	25,000.00	24,944.50	23,633.25	-	201.75	23,835.00	1.18%
VENTURA REGIONAL SANITATION DISTRICT-BAILLARD Total					\$ 580,475.26	\$ 575,389.17	\$ (628.32)	\$ 578,523.56	
Grand Total					\$ 11,489,362.27	\$ 12,147,609.37	\$ (997,212.41)	\$ 11,213,967.91	

See page 6 of 6 for securities sold or matured for the month ended September 30, 2024

**VENTURA REGIONAL SANITATION DISTRICT
SECURITIES SOLD OR MATURED AS OF SEPTEMBER 30, 2024**

Item# 10

Settle Date	CUSIP	Transaction	Description	Interest Rate	Maturity Date	Par	Principal Proceeds	Purchase Cost	Realized G/L Cost this FY	Realized G/L Amortized Cost
09/13/2024	3130ATVD6	MATURED PAR VALUE OF F H L B DEB		4.875%	9/13/24	70,000.00	70,000.00	70,317.80	(317.80)	-
09/09/2024	3133X8L34	MATURED PAR VALUE OF F H L B DEB		5.365%	9/09/24	50,000.00	50,000.00	60,370.00	(10,370.00)	-
09/23/2024	4581X0DZ8	MATURED PAR VALUE OF INTER AMER BK M T N		0.500%	9/23/24	150,000.00	150,000.00	149,889.00	111.00	-
09/30/2024	9128282Y5	MATURED PAR VALUE OF U S TREASURY NT		2.125%	9/30/24	260,000.00	260,000.00	265,401.16	(5,401.16)	-
		VENTURA REGIONAL SANITATION DISTRICT-MAIN: 1077 Total				\$ 530,000.00	\$ 530,000.00	\$ 545,977.96	\$ (15,977.96)	\$ -
09/10/2024	24422EVU0	MATURED PAR VALUE OF DEERE JOHN MTN		0.625%	9/10/24	40,000.00	40,000.00	39,974.00	26.00	-
09/23/2024	4581X0DZ8	MATURED PAR VALUE OF INTER AMER BK M T N		0.500%	9/23/24	210,000.00	210,000.00	209,844.60	155.40	-
09/30/2024	9128282Y5	MATURED PAR VALUE OF U S TREASURY NT		2.125%	9/30/24	210,000.00	210,000.00	214,314.84	(4,314.84)	-
		VENTURA REGIONAL SANITATION DISTRICT-TOLAND: 1078 Total				\$ 460,000.00	\$ 460,000.00	\$ 464,133.44	\$ (4,133.44)	\$ -
		VENTURA REGIONAL SANITATION DISTRICT-COASTAL: 1079 Total				\$ -	\$ -	\$ -	\$ -	\$ -
		VENTURA REGIONAL SANITATION DISTRICT-BAILARD: 1080 Total				\$ -	\$ -	\$ -	\$ -	\$ -
		Grand Total				\$ 990,000.00	\$ 990,000.00	\$ 1,010,111.40	\$ (20,111.40)	\$ -

Notes: Securities Sold and Matured are provided by PFM Asset Management & US Bank.