



September 19, 2024

Board of Directors  
Ventura Regional Sanitation District  
Ventura, California

**INVESTMENT REPORT – JULY 31, 2024**

**RECOMMENDATION**

Receive and file the July 31, 2024 Investment Report

**FISCAL IMPACT**

None.

**BACKGROUND/ANALYSIS**

The attached report shows cash and investment holdings of the District at July 31, 2024. The VRSD Investment Policy requires that the report be transmitted to the Board within 30 to 60 days after the close of the month. The portfolio totals \$35.37 million at cost, decreasing \$0.23 million from \$35.60 million at the end of June 2024.


US Bank, who serves as the custodian, provides the market value shown for all U.S. Government securities. During the month of July, interest earnings for all investments were accrued in the amount of \$56,121. Fiscal year to date, \$56,121 has been earned. The unrealized gain or loss on investments is not recorded as income on a monthly basis. Recording it monthly skews the amount of interest reported since it could be at a loss one month and a gain the very next month and is not an actual gain or loss unless the government securities shown in Section D of the report are sold prior to their maturity date. It will be recorded at June 30, 2025, as required by governmental accounting standards.

The District investment holdings are in compliance with the investment policy approved by the Board of Directors on June 15, 2023. The portfolio has been managed with the stated objectives of safety, liquidity and earning a competitive rate of return. The investment program shown herein provides sufficient cash flow liquidity to meet the District's expense obligations for the next six months.

Please note that balances within the cash and investment categories have been restated to better reflect the holdings of the District.

If you have any questions or need additional information, please contact me by phone at (805) 658-4646 or via email at [TinaRivera@vrzd.com](mailto:TinaRivera@vrzd.com).

ALVERTINA RIVERA, DIRECTOR OF FINANCE

APPROVED FOR FISCAL IMPACT:   
\_\_\_\_\_  
Alvertina Rivera, Director of Finance

APPROVED FOR AGENDA:   
\_\_\_\_\_  
Chris Theisen, General Manager

Attachments: 1. VRSD July 2024 Investment Report

**VENTURA REGIONAL SANITATION DISTRICT  
CASH & CASH EQUIVALENT AND INVESTMENT REPORT  
FOR THE MONTH ENDED JULY 31, 2024**

**COMPLIANCE REPORT AND CERTIFICATIONS**

	BALANCE AT COST			INTEREST EARNED*	
	6/30/2024	CHANGE	7/31/2024	Jul-24	Fiscal YTD
A. Checking/Sweep Account	\$ 581,195	\$ 688,430	\$ 1,269,624	\$ 44	\$ 44
B. Certificate of Deposit	\$ 754,683	\$ -	\$ 754,683	\$ 2,564	\$ 2,564
C. Pooled Funds (LAIF, CAMP & County Pool)	\$ 20,509,175	\$ (138,372)	\$ 20,370,803	\$ 35,764	\$ 35,764
D. Funds & Securities held by Custodian	\$ 13,752,134	\$ (777,931)	\$ 12,974,203	\$ 17,750	\$ 17,750
<b>TOTAL</b>	<b>\$ 35,597,187</b>	<b>\$ (227,873)</b>	<b>\$ 35,369,314</b>	<b>\$ 56,121</b>	<b>\$ 56,121</b>

\*Interest Earned is based on estimates.

	Market		At Par	
	Totals Per Trustee	Purchase Price (G/L)	\$	%
<b>Investment Recap (C. &amp; D.)</b>				
Pooled Funds				
LAIF	\$ 1,826,577	\$ 1,826,577	\$ 1,826,577	
Local Gov Investment Pool	10,980,283	10,980,283	10,980,283	
Local Gov Investment Pool-TERM	7,500,000	7,500,000	7,500,000	
Ventura County Pool	63,943	63,943	63,943	
<b>Total Pooled Funds</b>	<b>\$ 20,370,803</b>	<b>\$ 20,370,803</b>	<b>\$ 20,370,803</b>	<b>61.12%</b>
Securities:				
U.S. T-Notes/Bonds	\$ 6,241,201	\$ 6,513,409	\$ 6,490,000	19.47%
Municipal Bonds	416,567	420,000	420,000	1.26%
Corporate Bonds/Notes	2,188,630	2,245,700	2,245,000	6.74%
Asset-Backed Security	187,332	189,917	189,944	0.57%
Supranationals	803,254	838,316	815,000	2.45%
Federal Agencies	2,706,324	2,766,861	2,800,000	8.40%
<b>Total Securities</b>	<b>\$ 12,543,307</b>	<b>\$ 12,974,203</b>	<b>\$ 12,959,944</b>	
<b>Total Investments</b>	<b>\$ 32,914,111</b>	<b>\$ 33,345,007</b>	<b>\$ 33,330,747</b>	<b>100.00%</b>

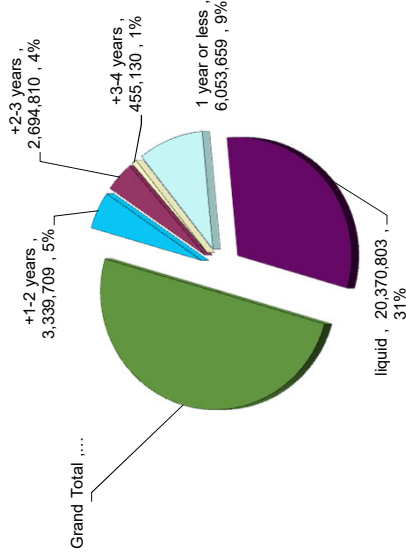
**CERTIFICATIONS**

I certify that all investment actions executed since the last report have been made in full compliance with the VRSD Investment Policy. In addition, sufficient investment liquidity and anticipated revenue are available to meet the next six (6) months' estimated expenses of the District.

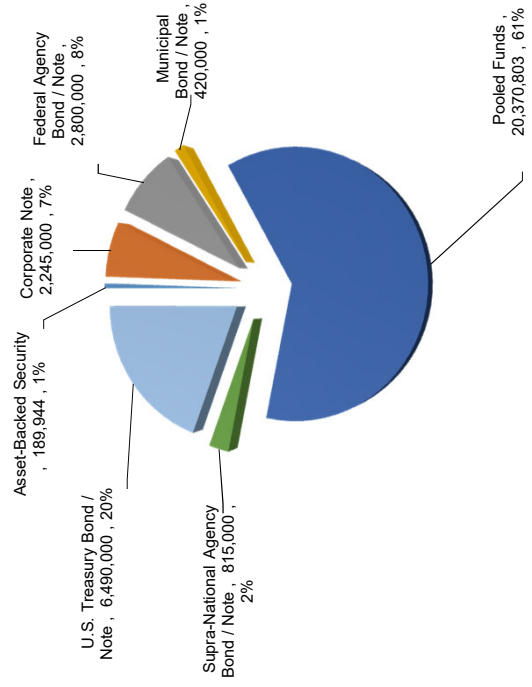
Alvertina Rivera, Director of Finance

Date

Investment Maturity Schedule  
U.S. T-Notes/Bonds & Agencies



Investment by Type  
@ PAR Value



**VENTURA REGIONAL SANITATION DISTRICT  
CASH & CASH EQUIVALENT AND INVESTMENT REPORT  
FOR THE MONTH ENDED JULY 31, 2024**

<b>A. CHECKING/SWEEP ACCOUNT</b>		<b>6/30/2024</b>	<b>Net Deposits/ (Withdrawals)</b>	<b>Interest Received</b>	<b>7/31/2024</b>	<b>Yield</b>	<b>Market Value**</b>
City National Bank	\$	581,194.63	\$ 688,133.25	\$ 296.51	\$ 1,269,624.39	***	\$ 1,269,624.39

<b>B. CERTIFICATES OF DEPOSIT</b>		<b>Purchase Date</b>	<b>Rollover Date</b>	<b>Maturity Date</b>	<b>7/31/2024</b>	<b>Yield</b>	<b>Market Value**</b>
Mechanics Bank		4/1/2024	NA	4/1/2025	\$ 520,470.84	4.00%	\$ 520,470.84
Mechanics Bank		4/1/2024	NA	4/1/2025	130,117.71	4.00%	130,117.71
Mechanics Bank		4/1/2024	NA	4/1/2025	104,094.17	4.00%	104,094.17
	\$				\$ 754,682.72		\$ 754,682.72

<b>C. POOLED FUNDS</b>		<b>6/30/2024</b>	<b>Net Deposits/ (Withdrawals)</b>	<b>Interest Received</b>	<b>7/31/2024</b>	<b>Yield</b>	<b>Market Value**</b>
Local Agency Investment Fund	\$	1,819,280.48	\$ -	\$ 7,296.61	\$ 1,826,577.09	4.52%	\$ 1,826,577.09
Local Gov Investment Pool		11,126,292.71	(146,009.27)	-	10,980,283.44	5.43%	10,980,283.44
Local Gov Investment Pool-TERM		7,500,000.00	-	-	7,500,000.00	5.63%	7,500,000.00
Ventura County Pool		63,601.84	(0.00)	341.09	63,942.93	4.51%	63,942.93
	\$	20,509,175.03	\$ (146,009.27)	\$ 7,637.70	\$ 20,370,803.46		\$ 20,370,803.46

\* Published rate does not represent net yield rate earned on District investment.  
 \*\*Market Value is based on estimates.  
 \*\*\* Only sweep portion provides a yield.

**VENTURA REGIONAL SANITATION DISTRICT  
CASH & CASH EQUIVALENT AND INVESTMENT REPORT  
FOR THE MONTH ENDED JULY 31, 2024**

CUSIP	Asset Name	Asset Type	Shares/Units	Cost Basis	Market Value			Maturity Date	Annual Yield	
					Beginning Balance 6/30/2024	Purchase/Sale or Maturity	Ending Balance 7/31/2024			
037833D14	APPLE INC	Corporate Note	45,000.00	45,094.50	-	251.10	43,677.90	05/11/25	1.16%	
14316NAC3	CARMAX AUTO OWNER TR	Asset-Backed Security	705.37	705.23	(451.60)	4.37	702.65	12/15/25	0.34%	
3130APQ81	FEDERAL HOME LOAN BKS	Federal Agency Bond / Note	50,000.00	47,411.00	-	264.50	49,438.50	11/08/24	1.01%	
3130ATVD6	FEDERAL HOME LOAN BKS	Federal Agency Bond / Note	70,000.00	70,317.80	-	47.60	69,953.80	09/13/24	4.88%	
3133X8L34	FEDERAL HOME LOAN BKS	Federal Agency Bond / Note	50,000.00	60,370.00	-	30.00	49,989.00	09/09/24	5.37%	
3134GWZV1	FHL M C M T N	Federal Agency Bond / Note	55,000.00	53,762.50	-	309.10	52,290.70	10/22/25	0.88%	
3135G03U5	F N M A DEB	Federal Agency Bond / Note	100,000.00	99,794.00	-	513.00	96,939.00	04/22/25	0.64%	
3135G04Z3	F N M A	Federal Agency Bond / Note	50,000.00	49,896.50	-	332.50	48,164.50	06/17/25	0.52%	
3135G0X24	F N M A	Federal Agency Bond / Note	245,000.00	244,218.45	-	874.65	241,302.95	01/07/25	1.65%	
3137EAEF0	FHL M C	Federal Agency Bond / Note	250,000.00	249,807.50	-	1,105.00	245,352.50	02/11/25	1.53%	
3137EAEU9	FHL M C M T N	Federal Agency Bond / Note	130,000.00	129,797.60	-	730.60	124,588.10	07/21/25	0.39%	
38141GX58	GOLDMAN SACHS GROUP INC	Corporate Note	95,000.00	95,193.80	-	549.10	92,684.85	02/11/26	0.88%	
4581X0DK1	INTER AMERICAN DEVEL BK	Supra-National Agency Bond /	275,000.00	289,348.50	-	1,240.25	269,458.75	03/14/25	1.79%	
4581X0DZ8	INTER AMERICAN DEVEL BK	Supra-National Agency Bond /	150,000.00	149,889.00	-	603.00	148,926.00	02/11/26	0.88%	
69371RQ66	PACCAR FINANCIAL CORP	Corporate Note	30,000.00	31,353.30	-	96.90	29,461.50	02/06/25	1.83%	
9128282Y5	U S TREASURY NOTE	U.S. Treasury Bond / Note	260,000.00	265,401.16	-	707.20	258,601.20	09/30/24	2.14%	
9128283J7	U S TREASURY NOTE	U.S. Treasury Bond / Note	15,000.00	15,325.20	-	40.20	14,847.60	11/30/24	2.15%	
9128283V0	U S TREASURY NOTE	U.S. Treasury Bond / Note	235,000.00	257,029.89	-	780.20	232,003.75	01/31/25	2.53%	
9128284R8	U S TREASURY NOTE	U.S. Treasury Bond / Note	485,000.00	539,581.45	-	2,192.20	477,210.90	05/31/25	2.92%	
912828J27	U S TREASURY NOTE	U.S. Treasury Bond / Note	30,000.00	32,323.83	-	129.90	29,516.70	02/15/25	2.03%	
912828V98	U S TREASURY NOTE	U.S. Treasury Bond / Note	110,000.00	107,211.33	-	103,704.70	105,045.60	02/15/27	2.36%	
912828X88	U S TREASURY NOTE	U.S. Treasury Bond / Note	60,000.00	58,673.44	-	780.60	57,288.60	05/15/27	2.49%	
91282CCZ2	U S TREASURY NOTE	U.S. Treasury Bond / Note	65,000.00	64,796.88	-	744.25	60,567.00	09/30/26	0.94%	
91282CDG3	U S TREASURY NOTE	U.S. Treasury Bond / Note	140,000.00	134,992.57	-	1,629.60	130,828.60	10/31/26	1.20%	
91282CDN8	U S TREASURY NOTE	U.S. Treasury Bond / Note	50,000.00	46,796.88	-	204.50	49,242.00	12/15/24	1.02%	
91282CDJ1	U S TREASURY NOTE	U.S. Treasury Bond / Note	50,000.00	47,347.66	-	211.00	49,111.00	01/15/25	1.15%	
91282CDZ1	U S TREASURY NOTE	U.S. Treasury Bond / Note	70,000.00	65,594.92	-	317.80	68,680.50	02/15/25	1.53%	
91282CE44	U S TREASURY NOTE	U.S. Treasury Bond / Note	40,000.00	38,176.56	-	189.20	39,222.40	03/15/25	1.78%	
91282CE57	U S TREASURY NOTE	U.S. Treasury Bond / Note	125,000.00	119,721.68	-	1,552.50	120,033.75	03/31/27	2.60%	
91282CE60	U S TREASURY NOTE	U.S. Treasury Bond / Note	70,000.00	66,901.95	-	296.80	68,849.20	05/15/25	2.80%	
91282CGD7	U S TREASURY NOTE	U.S. Treasury Bond / Note	40,000.00	39,948.44	-	71.20	39,854.40	12/31/24	4.27%	
91282CGN5	U S TREASURY NOTE	U.S. Treasury Bond / Note	30,000.00	30,322.27	-	53.40	29,930.10	02/28/25	4.64%	
923040GJ7	VENTURA CNTY CA CMNTY CLG DIST TXBL	Municipal Bond / Note	120,000.00	120,000.00	-	366.00	120,000.00	08/01/24	1.80%	
91159HHX1	US BANCORP	Corporate Note	MATURED	MATURED	(100,000.00)	278.00	-	07/30/24	2.41%	
912828Y87	U S TREASURY NOTE	U.S. Treasury Bond / Note	MATURED	MATURED	(200,000.00)	594.00	-	07/01/24	1.76%	
977123X60	WISCONSIN ST TRANSN REV TAXABLE REF	Municipal Bond / Note	MATURED	MATURED	(90,000.00)	-	-	07/01/24	0.62%	
931142EX7	WALMART INC	Corporate Note	40,000.00	40,064.80	-	553.20	39,634.80	09/09/27	3.99%	
<b>VENTURA REGIONAL SANITATION DISTRICT-MAIN Total</b>					<b>\$ 3,707,170.59</b>	<b>\$ (390,451.60)</b>	<b>\$ 3,923,866.08</b>	<b>\$ 19,984.32</b>	<b>\$ 3,553,398.80</b>	
025816CM9	AMERICAN EXPRESS CO SR	Federal Agency Bond / Note	75,000.00	74,466.75	-	1,029.00	70,032.00	11/04/26	4.88%	
02665WDD1	AMERICAN HONDA FIN CORP	Corporate Note	100,000.00	98,586.00	-	1,171.00	93,319.00	09/09/26	0.82%	
037833D14	APPLE INC	Corporate Note	100,000.00	100,210.00	-	558.00	97,062.00	05/11/25	1.16%	
06406RBA4	BANK OF NY MELLON CORP	Corporate Note	75,000.00	75,090.75	-	921.00	70,716.75	01/26/27	2.17%	
13077DQD7	CALIFORNIA ST UNIV REV SYSTEMWIDE	Municipal Bond / Note	40,000.00	40,000.00	-	264.80	38,038.40	11/01/25	0.91%	
14041NFY2	CAPITAL ONE MULTI TR	Asset-Backed Security	70,000.00	69,990.35	-	315.00	69,118.00	11/16/26	1.05%	
14316NAC3	CARMAX AUTO OWNER TR	Asset-Backed Security	705.37	705.23	(451.60)	4.37	702.65	12/15/25	0.34%	
172967ND9	CITIGROUP INC	Corporate Note	50,000.00	50,041.00	-	227.50	49,446.50	11/03/25	1.30%	
24422EYU0	DEERE JOHN CAPITAL CORP	Corporate Note	40,000.00	39,974.00	-	172.80	39,778.40	09/10/24	0.63%	
3130ANMH0	FEDERAL HOME LOAN BKS	Federal Agency Bond / Note	100,000.00	91,169.00	-	1,292.00	93,640.00	08/20/26	1.17%	
3130APQ81	FEDERAL HOME LOAN BKS	Federal Agency Bond / Note	130,000.00	123,268.60	-	687.70	128,540.10	11/08/24	1.01%	
3134GWZV1	FHL M C M T N	Federal Agency Bond / Note	140,000.00	136,850.00	-	786.80	133,103.60	10/22/25	0.88%	
3135G04Z3	F N M A	Federal Agency Bond / Note	140,000.00	139,710.20	-	931.00	134,860.60	06/17/25	0.52%	
3135G05X7	F N M A	Federal Agency Bond / Note	140,000.00	139,344.80	-	1,031.80	133,765.80	08/25/25	0.39%	
3135G06G3	F N M A	Federal Agency Bond / Note	125,000.00	124,552.50	-	967.50	118,748.75	11/07/25	0.53%	
3135G0X24	F N M A	Federal Agency Bond / Note	100,000.00	99,681.00	-	357.00	98,491.00	01/07/25	1.65%	
3137EAEF0	FHL M C	Federal Agency Bond / Note	200,000.00	199,846.00	-	884.00	196,282.00	02/12/25	1.53%	
3137EAEU9	FHL M C M T N	Federal Agency Bond / Note	90,000.00	89,952.30	-	505.80	86,253.30	07/21/25	0.39%	
3137EAEX3	FHL M C M T N	Federal Agency Bond / Note	185,000.00	184,443.15	-	1,396.75	176,243.95	09/23/25	0.39%	

**VENTURA REGIONAL SANITATION DISTRICT  
CASH & CASH EQUIVALENT AND INVESTMENT REPORT  
FOR THE MONTH ENDED JULY 31, 2024**

ITEM 8

CUSIP	Asset Name	Asset Type	Shares/Units	Cost Basis	Beginning Balance 6/30/2024	Purchase/Sale or Maturity	Market Value			Annual Yield	
							Ending Balance 7/31/2024	Market Inc/(Dec)	Maturity Date		
38141GX58	GOLDMAN SACHS GROUP INC	Corporate Note	100,000.00	100,204.00	96,985.00	-	578.00	97,563.00	02/12/26	0.88%	
43815EAC8	HONDA AUTO REC OWN TR 2021 3	Asset-Backed Security	9,451.99	9,451.85	10,978.42	(1,692.03)	48.30	9,334.69	11/18/25	0.42%	
43815GAC3	HONDA AUTO REC OWN TR 2021 4	Asset-Backed Security	14,290.81	14,287.80	15,657.76	(1,692.20)	67.59	14,033.15	01/21/26	0.90%	
458140BY5	INTEL CORP	Corporate Note	100,000.00	100,121.00	96,430.00	-	1,297.00	97,727.00	08/05/27	3.84%	
4581X0DK1	INTER AMERICAN DEVEL BK	Supra-National Agency Bond /	135,000.00	141,925.50	131,670.90	-	608.85	132,279.75	03/14/25	1.79%	
4581X0DZ8	INTER AMERICAN DEVEL BK	Supra-National Agency Bond /	210,000.00	209,844.60	207,652.20	-	844.20	208,496.40	09/23/24	0.50%	
459200KT7	INTERNATIONAL BUSINESS MACHS	Corporate Note	100,000.00	101,561.00	97,537.00	-	1,334.00	98,871.00	07/27/27	4.20%	
61747YEG6	MORGAN STANLEY	Corporate Note	30,000.00	30,000.00	29,566.80	-	128.10	29,694.90	10/21/25	1.18%	
63743HFE7	NATIONAL RURAL UTILS COOP FIN	Corporate Note	20,000.00	19,994.60	19,611.00	-	101.40	19,712.40	06/15/25	3.50%	
66569AW4	NORTHERN TR CORP SR NT	Corporate Note	70,000.00	70,676.20	68,329.80	-	741.30	69,071.10	05/10/27	4.05%	
69371RQ66	PACCAR FINANCIAL CORP	Corporate Note	30,000.00	31,353.30	29,364.60	-	96.90	29,461.50	02/06/25	1.83%	
87612EBM7	TARGET CORP	Corporate Note	20,000.00	19,966.00	18,612.00	-	242.80	18,854.80	01/15/27	2.07%	
892367JK2	TOYOTA MTR CR CORP	Corporate Note	60,000.00	59,866.80	55,564.80	-	670.80	56,235.60	06/18/26	1.20%	
912828A7	U S TREASURY NOTE	U.S. Treasury Bond / Note	100,000.00	93,941.41	93,578.00	-	1,074.00	94,652.00	08/15/26	1.58%	
912828Y5	U S TREASURY NOTE	U.S. Treasury Bond / Note	210,000.00	214,314.84	208,299.00	-	571.20	208,870.20	09/30/24	2.14%	
9128283J7	U S TREASURY NOTE	U.S. Treasury Bond / Note	25,000.00	25,541.99	24,679.00	-	67.00	24,746.00	11/30/24	2.15%	
9128283V0	U S TREASURY NOTE	U.S. Treasury Bond / Note	195,000.00	208,422.07	191,866.35	-	647.40	192,513.75	01/31/25	2.53%	
9128284R8	U S TREASURY NOTE	U.S. Treasury Bond / Note	380,000.00	422,764.84	372,179.60	-	1,717.60	373,897.20	05/31/25	2.92%	
912828V98	U S TREASURY NOTE	U.S. Treasury Bond / Note	430,000.00	418,959.38	405,391.10	-	5,241.70	410,632.80	02/15/27	2.36%	
912828X88	U S TREASURY NOTE	U.S. Treasury Bond / Note	50,000.00	48,894.53	47,090.00	-	650.50	47,740.50	05/15/27	2.49%	
912828AM3	U S TREASURY NOTE	U.S. Treasury Bond / Note	200,000.00	196,335.94	188,578.00	-	1,548.00	190,126.00	09/30/25	0.26%	
91282CAT8	U S TREASURY NOTE	U.S. Treasury Bond / Note	150,000.00	148,669.92	140,971.50	-	1,200.00	142,171.50	10/31/25	0.26%	
91282CBC4	U S TREASURY NOTE	U.S. Treasury Bond / Note	600,000.00	589,750.00	561,120.00	-	1,500.00	566,274.00	12/31/25	0.40%	
91282CBH3	U S TREASURY NOTE	U.S. Treasury Bond / Note	460,000.00	449,702.74	428,715.40	-	4,153.80	432,869.20	01/31/26	0.40%	
91282CBG3	U S TREASURY NOTE	U.S. Treasury Bond / Note	130,000.00	122,961.72	121,052.10	-	1,198.60	122,250.70	02/28/26	0.53%	
91282CBT7	U S TREASURY NOTE	U.S. Treasury Bond / Note	100,000.00	96,148.44	93,255.50	-	922.00	94,180.00	03/31/26	0.80%	
91282CCJ8	U S TREASURY NOTE	U.S. Treasury Bond / Note	425,000.00	429,316.41	394,255.50	-	4,313.75	398,569.25	06/30/26	0.93%	
91282CCP4	U S TREASURY NOTE	U.S. Treasury Bond / Note	200,000.00	193,828.13	183,984.00	-	2,188.00	186,172.00	07/31/26	0.67%	
91282CCZ2	U S TREASURY NOTE	U.S. Treasury Bond / Note	110,000.00	109,377.34	101,238.50	-	1,259.50	102,498.00	09/30/26	0.94%	
91282CDG3	U S TREASURY NOTE	U.S. Treasury Bond / Note	285,000.00	266,732.03	263,012.25	-	3,317.40	266,329.65	10/31/26	1.20%	
91282CDH1	U S TREASURY NOTE	U.S. Treasury Bond / Note	255,000.00	249,279.50	250,682.85	-	1,035.30	251,718.15	11/15/24	0.76%	
91282CDZ1	U S TREASURY NOTE	U.S. Treasury Bond / Note	310,000.00	298,321.49	302,749.10	-	1,407.40	304,156.50	02/15/25	1.53%	
923040GJ7	VENTURA CNTY CA CMNTY CLG DIST TXBL	Municipal Bond / Note	130,000.00	130,000.00	129,603.50	-	396.50	130,000.00	08/01/24	1.80%	
931142EX7	WALMART INC	Corporate Note	100,000.00	100,162.00	97,704.00	-	1,383.00	99,087.00	09/09/27	3.99%	
971159HHX1	US BANCORP	Corporate Note	MATURED	MATURED	99,722.00	(100,000.00)	278.00	-	07/30/24	2.41%	
977123X60	WISCONSIN ST TRANSN REV TAXABLE REF	Municipal Bond / Note	MATURED	MATURED	100,000.00	(100,000.00)	-	-	07/01/24	0.62%	
98163KAC6	WORLD OMNI AUTO REC TR	Asset-Backed Security	19,071.95	19,069.36	20,576.09	(1,947.44)	106.11	18,734.76	10/15/26	0.82%	
<b>VENTURA REGIONAL SANITATION DISTRICT-TOLAND Total</b>							<b>\$ 7,619,628.36</b>	<b>\$ 7,513,356.70</b>	<b>\$ 60,093.82</b>	<b>\$ 7,367,667.25</b>	
025816CM9	AMERICAN EXPRESS CO SR	Corporate Note	30,000.00	29,786.70	27,601.20	-	411.60	28,012.80	11/04/26	0.82%	
037833DT4	APPLE INC	Corporate Note	30,000.00	30,063.00	28,951.20	-	167.40	29,118.60	05/11/25	1.16%	
06051GJ59	BK OF AMERICA CORP	Corporate Note	25,000.00	22,312.25	23,173.25	-	293.75	23,467.00	07/22/27	1.85%	
06406RBA4	BANK OF NY MELLON CORP	Corporate Note	35,000.00	35,042.35	32,571.35	-	429.80	33,001.15	01/26/27	2.17%	
13077DQD7	CALIFORNIA ST UNIV REV SYSTEMWIDE	Municipal Bond / Note	15,000.00	15,000.00	14,165.10	-	99.30	14,264.40	11/01/25	0.91%	
14041NFY2	CAPITAL ONE MULTI TR	Asset-Backed Security	30,000.00	29,995.87	29,487.00	-	135.00	29,622.00	11/16/26	1.05%	
172967ND9	CITIGROUP INC	Corporate Note	50,000.00	50,041.00	49,219.00	-	227.50	49,446.50	11/03/25	1.30%	
24422EWN3	JOHN DEERE CAPITAL CORP	Corporate Note	20,000.00	19,998.75	19,873.60	-	176.60	20,050.20	06/08/26	4.74%	
254687FK7	WALT DISNEY COMPANY THE	Corporate Note	50,000.00	49,796.00	49,665.00	-	172.00	49,837.00	08/30/24	1.76%	
30303M8L9	META PLATFORMS INC	Corporate Note	35,000.00	35,052.50	34,853.70	-	477.05	35,330.75	05/15/28	4.56%	
3130AJHU6	FEDERAL HOME LOAN BKS	Federal Agency Bond / Note	45,000.00	44,776.80	43,378.20	-	262.80	43,641.00	04/14/25	0.52%	
3130ANMHO	FEDERAL HOME LOAN BKS	Federal Agency Bond / Note	75,000.00	68,376.75	69,261.00	-	969.00	70,230.00	09/20/26	1.17%	
3130AP081	FEDERAL HOME LOAN BKS	Federal Agency Bond / Note	40,000.00	37,928.80	39,339.20	-	211.60	39,550.80	11/08/24	1.01%	
3134GWZV1	FHL M C M T N	Federal Agency Bond / Note	45,000.00	43,987.50	42,530.40	-	252.90	42,783.30	10/22/25	0.68%	
3135G04Z3	FHL M A	Federal Agency Bond / Note	35,000.00	34,927.55	33,482.40	-	232.75	33,715.15	06/17/25	0.52%	
3137EAEF0	FHL M C	Federal Agency Bond / Note	30,000.00	29,976.90	29,309.70	-	132.60	29,442.30	02/12/25	1.53%	
3137EAEU9	FHL M C M T N	Federal Agency Bond / Note	30,000.00	29,850.60	28,582.50	-	168.60	28,751.10	07/21/25	0.39%	
38141GX58	GOLDMAN SACHS GROUP INC	Corporate Note	35,000.00	35,071.40	33,944.75	-	202.30	34,147.05	02/12/26	0.88%	

**VENTURA REGIONAL SANITATION DISTRICT  
CASH & CASH EQUIVALENT AND INVESTMENT REPORT  
FOR THE MONTH ENDED JULY 31, 2024**

CUSIP	Asset Name	Asset Type	Shares/Units	Cost Basis	Market Value				Annual Yield
					Beginning Balance 6/30/2024	Purchase/Sale or Maturity	Market Inc/(Dec)	Ending Balance 7/31/2024	
43815GGAC3	HONDA AUTO REC OWNR TR 2021 4	Asset-Backed Security	5,359.03	5,357.89	(634.58)	25.35	5,262.41	01/21/26	0.90%
458140BY5	INTEL CORP	Corporate Note	35,000.00	35,042.35	-	453.95	34,204.45	08/05/27	3.84%
4581X0DK1	INTER AMERICAN DEVEL BK	Supra-National Agency Bond / Corporate Note	45,000.00	47,308.50	-	202.95	44,093.25	03/14/25	1.79%
459200KT7	INTERNATIONAL BUSINESS MACHS	Corporate Note	35,000.00	35,546.35	-	466.90	34,604.85	07/27/27	4.20%
539830BZ1	LOCKHEED MARTIN CORP	Corporate Note	15,000.00	14,955.00	-	225.90	14,998.65	05/15/28	4.45%
61747YEG6	MORGAN STANLEY	Corporate Note	20,000.00	19,711.20	-	85.40	19,796.60	10/21/25	1.18%
63743HFE7	NATIONAL RURAL UTILS COOP FIN	Corporate Note	10,000.00	9,997.30	-	50.70	9,856.20	06/15/25	3.50%
665859AW4	NORTHERN TR CORP SR NT	Corporate Note	25,000.00	25,241.50	-	264.75	24,668.25	05/10/27	4.05%
69371RQ66	PACCAR FINANCIAL CORP	Corporate Note	10,000.00	9,788.20	-	32.30	9,820.50	02/06/25	1.83%
87612EBM7	TARGET CORP	Corporate Note	5,000.00	4,991.50	-	60.70	4,713.70	01/15/27	2.07%
89236TJK2	TOYOTA MTR CR CORP	Corporate Note	20,000.00	19,955.60	-	223.60	18,745.20	06/18/26	1.20%
923040GU7	VENTURA CNTY CA CMNTY CLG DIST TXBL	Municipal Bond / Note	40,000.00	40,000.00	-	122.00	40,000.00	08/01/24	1.80%
91159HHX1	US BANCORP	Corporate Note	MATURED	MATURED	(40,000.00)	111.20	-	07/30/24	2.41%
977123X60	WISCONSIN ST TRANSN REV TAXABLE REF	Municipal Bond / Note	MATURED	MATURED	(35,000.00)	-	-	07/01/24	0.62%
931142EX7	WALMART INC	Corporate Note	35,000.00	35,056.70	-	484.05	34,680.45	09/09/27	3.99%
<b>VENTURA REGIONAL SANITATION DISTRICT-COASTAL Total</b>				<b>\$ 945,888.51</b>	<b>\$ 997,657.89</b>	<b>\$ (75,634.58)</b>	<b>\$ 7,832.30</b>	<b>\$ 929,855.61</b>	
025816CM9	AMERICAN EXPRESS CO SR	Corporate Note	40,000.00	39,715.60	-	548.80	37,350.40	11/04/26	1.77%
06051GJ5U	BK OF AMERICA CORP	Corporate Note	30,000.00	26,774.70	-	352.50	28,160.40	07/22/27	1.85%
06406RBA4	BANK OF NY MELLON CORP	Corporate Note	35,000.00	35,042.35	-	429.80	33,001.15	01/26/27	2.17%
13077DQD7	CALIFORNIA ST UNIV REV SYSTEMWIDE	Municipal Bond / Note	15,000.00	15,000.00	-	99.30	14,264.40	11/01/25	0.91%
14041NFY2	CAPITAL ONE MULTI TR	Asset-Backed Security	35,000.00	34,995.18	-	157.50	34,559.00	11/16/26	1.05%
172967ND9	CITIGROUP INC	Corporate Note	55,000.00	55,045.10	-	250.25	54,391.15	11/03/25	1.30%
24422EMX3	JOHN DEERE CAPITAL CORP	Corporate Note	25,000.00	25,006.20	-	220.75	25,062.75	06/08/26	4.74%
254687FK7	WALT DISNEY COMPANY THE	Corporate Note	60,000.00	59,755.20	-	206.40	59,804.40	08/30/24	1.76%
30303MBL9	META PLATFORMS INC	Corporate Note	40,000.00	40,060.00	-	545.20	40,378.00	05/15/28	4.56%
3130ANMHO	FEDERAL HOME LOAN BKS	Federal Agency Bond / Note	75,000.00	68,376.75	-	969.00	70,230.00	08/20/26	1.17%
38141GX58	GOLDMAN SACHS GROUP INC	Corporate Note	40,000.00	40,081.60	-	231.20	39,025.20	02/12/26	0.88%
43815GGAC3	HONDA AUTO REC OWNR TR 2021 4	Asset-Backed Security	5,359.03	5,357.89	(634.58)	25.35	5,262.41	01/21/26	0.90%
458140BY5	INTEL CORP	Corporate Note	40,000.00	40,048.40	-	518.80	39,090.80	08/05/27	3.84%
459200KT7	INTERNATIONAL BUSINESS MACHS	Corporate Note	30,000.00	30,468.30	-	400.20	29,661.30	07/27/27	4.20%
539830BZ1	LOCKHEED MARTIN CORP	Corporate Note	20,000.00	19,937.00	-	301.20	19,998.20	05/15/28	0.82%
61747YEG6	MORGAN STANLEY	Corporate Note	25,000.00	25,000.00	-	106.75	24,745.75	10/21/25	1.18%
665859AW4	NATIONAL RURAL UTILS COOP FIN	Corporate Note	10,000.00	9,997.30	-	50.70	9,856.20	06/15/25	3.50%
69371RQ66	NORTHERN TR CORP SR NT	Corporate Note	25,000.00	25,241.50	-	264.75	24,668.25	05/10/27	4.05%
87612EBM7	PACCAR FINANCIAL CORP	Corporate Note	15,000.00	15,676.65	-	48.45	14,730.75	02/06/25	1.83%
89236TJK2	TOYOTA MTR CR CORP	Corporate Note	5,000.00	4,991.50	-	60.70	4,713.70	01/15/27	2.07%
91159HHX1	US BANCORP	Corporate Note	25,000.00	24,944.50	-	279.50	23,431.50	06/18/26	1.20%
977123X60	WISCONSIN ST TRANSN REV TAXABLE REF	Municipal Bond / Note	MATURED	MATURED	(60,000.00)	166.80	-	07/30/24	2.41%
923040GU7	VENTURA CNTY CA CMNTY CLG DIST TXBL	Municipal Bond / Note	MATURED	MATURED	(45,000.00)	-	-	07/01/24	0.62%
<b>VENTURA REGIONAL SANITATION DISTRICT-BALLARD Total</b>				<b>\$ 701,515.72</b>	<b>\$ 791,603.39</b>	<b>\$ (105,634.58)</b>	<b>\$ 6,416.90</b>	<b>\$ 692,385.71</b>	
<b>Grand Total</b>				<b>\$ 12,974,203.18</b>	<b>\$ 13,226,484.06</b>	<b>\$ (777,504.03)</b>	<b>\$ 94,327.34</b>	<b>\$ 12,543,307.37</b>	

See page 6 of 6 for securities sold or matured for the month ended July 31, 2024

**VENTURA REGIONAL SANITATION DISTRICT  
SECURITIES SOLD OR MATURED AS OF JULY 31, 2024**

Settle Date	CUSIP	Transaction	Description	Interest Rate	Maturity Date	Par	Principal Proceeds	Purchase Cost	Realized G/L Cost this FY	Realized G/L Amortized Cost
07/31/2024	912828Y87	MATURED PAR VALUE OF U S TREASURY NT		1.750%	7/31/24	200,000.00	200,000.00	200,695.31	(695.31)	-
07/30/2024	91159HHX1	MATURED PAR VALUE OF US BANCORP MTN		2.400%	7/30/24	100,000.00	100,000.00	99,911.00	89.00	-
07/01/2024	977123X60	MATURED PAR VALUE OF WISCONSIN ST TRANSN		0.624%	7/01/24	90,000.00	90,000.00	90,000.00	-	-
		<b>VENTURA REGIONAL SANITATION DISTRICT-MAIN: 1077 Total</b>				<b>\$ 390,000.00</b>	<b>\$ 390,000.00</b>	<b>\$ 390,606.31</b>	<b>\$ (606.31)</b>	<b>\$ -</b>
07/30/2024	91159HHX1	MATURED PAR VALUE OF US BANCORP MTN		2.400%	7/30/24	100,000.00	100,000.00	99,911.00	89.00	-
07/01/2024	977123X60	MATURED PAR VALUE OF WISCONSIN ST TRANSN		0.624%	7/01/24	100,000.00	100,000.00	100,000.00	-	-
		<b>VENTURA REGIONAL SANITATION DISTRICT-TOLAND: 1078 Total</b>				<b>\$ 200,000.00</b>	<b>\$ 200,000.00</b>	<b>\$ 199,911.00</b>	<b>\$ 89.00</b>	<b>\$ -</b>
07/30/2024	91159HHX1	MATURED PAR VALUE OF US BANCORP MTN		2.400%	7/30/24	40,000.00	40,000.00	39,964.40	35.60	-
07/01/2024	977123X60	MATURED PAR VALUE OF WISCONSIN ST TRANSN		0.624%	7/01/24	35,000.00	35,000.00	35,000.00	-	-
		<b>VENTURA REGIONAL SANITATION DISTRICT-COASTAL: 1079 Total</b>				<b>\$ 75,000.00</b>	<b>\$ 75,000.00</b>	<b>\$ 74,964.40</b>	<b>\$ 35.60</b>	<b>\$ -</b>
07/30/2024	91159HHX1	MATURED PAR VALUE OF US BANCORP MTN		2.400%	7/30/24	60,000.00	60,000.00	59,946.60	53.40	-
07/01/2024	977123X60	MATURED PAR VALUE OF WISCONSIN ST TRANSN		0.624%	7/01/24	45,000.00	45,000.00	45,000.00	-	-
		<b>VENTURA REGIONAL SANITATION DISTRICT-BAILARD: 1080 Total</b>				<b>\$ 105,000.00</b>	<b>\$ 105,000.00</b>	<b>\$ 104,946.60</b>	<b>\$ 53.40</b>	<b>\$ -</b>
		<b>Grand Total</b>				<b>\$ 770,000.00</b>	<b>\$ 770,000.00</b>	<b>\$ 770,428.31</b>	<b>\$ (428.31)</b>	<b>\$ -</b>

Notes: Securities Sold and Matured are provided by PFM Asset Management & US Bank.





September 19, 2024

Board of Directors  
Ventura Regional Sanitation District  
Ventura, California

**INVESTMENT REPORT – AUGUST 31, 2024**

**RECOMMENDATION**

Receive and file the August 31, 2024 Investment Report

**FISCAL IMPACT**

None.

**BACKGROUND/ANALYSIS**

The attached report shows cash and investment holdings of the District at August 31, 2024. The VRSD Investment Policy requires that the report be transmitted to the Board within 30 to 60 days after the close of the month. The portfolio totals \$33.1 million at cost, decreasing \$2.27 million from \$35.37 million at the end of July 2024 as a result of landfill expansion project.


US Bank, who serves as the custodian, provides the market value shown for all U.S. Government securities. During the month of August, interest earnings for all investments were accrued in the amount of \$53,245. Fiscal year to date, \$109,367 has been earned. The unrealized gain or loss on investments is not recorded as income on a monthly basis. Recording it monthly skews the amount of interest reported since it could be at a loss one month and a gain the very next month and is not an actual gain or loss unless the government securities shown in Section D of the report are sold prior to their maturity date. It will be recorded at June 30, 2025, as required by governmental accounting standards.

The District investment holdings are in compliance with the investment policy approved by the Board of Directors on June 15, 2023. The portfolio has been managed with the stated objectives of safety, liquidity and earning a competitive rate of return. The investment program shown herein provides sufficient cash flow liquidity to meet the District's expense obligations for the next six months.

Please note that balances within the cash and investment categories have been restated to better reflect the holdings of the District.

If you have any questions or need additional information, please contact me by phone at (805) 658-4646 or via email at [TinaRivera@vrzd.com](mailto:TinaRivera@vrzd.com).

ALVERTINA RIVERA, DIRECTOR OF FINANCE

APPROVED FOR FISCAL IMPACT:   
\_\_\_\_\_  
Alvertina Rivera, Director of Finance

APPROVED FOR AGENDA:   
\_\_\_\_\_  
Chris Theisen, General Manager

Attachments: 1. VRSD August 2024 Investment Report

**VENTURA REGIONAL SANITATION DISTRICT  
CASH & CASH EQUIVALENT AND INVESTMENT REPORT  
FOR THE MONTH ENDED AUGUST 31, 2024**

**COMPLIANCE REPORT AND CERTIFICATIONS**

	BALANCE AT COST			INTEREST EARNED*	
	7/31/2024	CHANGE	8/31/2024	Aug-24	Fiscal YTD
A. Checking/Sweep Account	\$ 1,269,624	\$ (953,235)	\$ 316,389	\$ 266	\$ 310
B. Certificate of Deposit	\$ 754,683	\$ -	\$ 754,683	\$ 2,564	\$ 5,128
C. Pooled Funds (LAIF, CAMP & County Pool)	\$ 20,370,803	\$ (846,533)	\$ 19,524,270	\$ 34,091	\$ 69,856
D. Funds & Securities held by Custodian	\$ 12,974,203	\$ (467,518)	\$ 12,506,685	\$ 16,324	\$ 34,073
<b>TOTAL</b>	<b>\$ 35,369,314</b>	<b>\$ (2,267,287)</b>	<b>\$ 33,102,027</b>	<b>\$ 53,245</b>	<b>\$ 109,367</b>

\*Interest Earned is based on estimates.

	Market		At Par	
	Totals Per Trustee	Purchase Price (G/L)	\$	%
<b>Investment Recap (C. &amp; D.)</b>				
Pooled Funds				
LAIF	\$ 1,826,577	\$ 1,826,577	\$ 1,826,577	
Local Gov Investment Pool	10,133,750	10,133,750	10,133,750	
Local Gov Investment Pool-TERM	7,500,000	7,500,000	7,500,000	
Ventura County Pool	63,943	63,943	63,943	
<b>Total Pooled Funds</b>	<b>\$ 19,524,270</b>	<b>\$ 19,524,270</b>	<b>\$ 19,524,270</b>	<b>60.98%</b>
Securities:				
U.S. T-Notes/Bonds	\$ 6,280,248	\$ 6,513,409	\$ 6,490,000	20.27%
Municipal Bonds	67,131	70,000	70,000	0.22%
Corporate Bonds/Notes	2,091,504	2,136,149	2,135,000	6.67%
Asset-Backed Security	180,075	181,950	181,975	0.57%
Supranationals	806,773	838,316	815,000	2.55%
Federal Agencies	2,721,877	2,766,861	2,800,000	8.75%
<b>Total Securities</b>	<b>\$ 12,147,609</b>	<b>\$ 12,506,685</b>	<b>\$ 12,491,975</b>	
<b>Total Investments</b>	<b>\$ 31,671,880</b>	<b>\$ 32,030,955</b>	<b>\$ 32,016,246</b>	<b>100.00%</b>

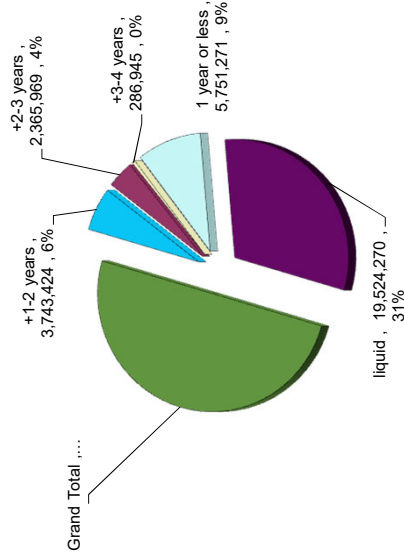
**CERTIFICATIONS**

I certify that all investment actions executed since the last report have been made in full compliance with the VRSD Investment Policy. In addition, sufficient investment liquidity and anticipated revenue are available to meet the next six (6) months' estimated expenses of the District.

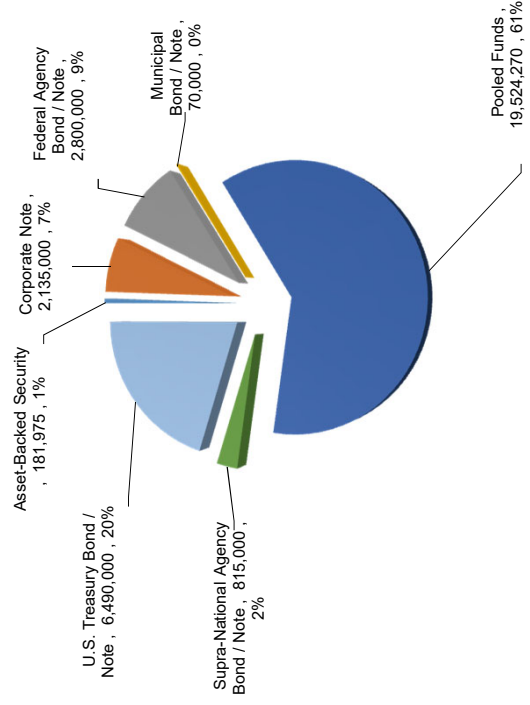
Alvertina Rivera, Director of Finance

Date

**Investment Maturity Schedule  
U.S. T-Notes/Bonds & Agencies**



**Investment by Type  
@ PAR Value**



**VENTURA REGIONAL SANITATION DISTRICT  
CASH & CASH EQUIVALENT AND INVESTMENT REPORT  
FOR THE MONTH ENDED AUGUST 31, 2024**

ITEM 8

<b>A. CHECKING/SWEEP ACCOUNT</b>		<b>7/31/2024</b>	<b>Net Deposits/ (Withdrawals)</b>	<b>Interest Received</b>	<b>8/31/2024</b>	<b>Yield</b>	<b>Market Value**</b>
City National Bank	\$	1,269,624.39	\$ (953,278.79)	\$ 43.71	\$ 316,389.31	***	\$ 316,389.31
<b>B. CERTIFICATES OF DEPOSIT</b>							
Mechanics Bank		4/1/2024	NA	4/1/2025	\$ 520,470.84	4.00%	\$ 520,470.84
Mechanics Bank		4/1/2024	NA	4/1/2025	130,117.71	4.00%	130,117.71
Mechanics Bank		4/1/2024	NA	4/1/2025	104,094.17	4.00%	104,094.17
	\$				<u>\$ 754,682.72</u>		<u>\$ 754,682.72</u>
<b>C. POOLED FUNDS</b>							
Local Agency Investment Fund	\$	1,826,577.09	\$ -	\$ -	\$ 1,826,577.09	4.58%	\$ 1,826,577.09
Local Gov Investment Pool		10,980,283.44	(846,533.31)	-	10,133,750.13	5.41%	10,133,750.13
Local Gov Investment Pool-TERM		7,500,000.00	(411,866.80)	411,866.80	7,500,000.00	4.71%	7,500,000.00
Ventura County Pool		63,942.93	(0.00)	-	63,942.93	4.52%	63,942.93
	\$	20,370,803.46	\$ (1,258,400.11)	\$ 411,866.80	\$ 19,524,270.15		\$ 19,524,270.15

\* Published rate does not represent net yield rate earned on District investment.

\*\*Market Value is based on estimates.

\*\*\* Only sweep portion provides a yield.

**VENTURA REGIONAL SANITATION DISTRICT  
CASH & CASH EQUIVALENT AND INVESTMENT REPORT  
FOR THE MONTH ENDED AUGUST 31, 2024**

CUSIP	Asset Name	Asset Type	Shares/Units	Cost Basis	Beginning Balance 7/31/2024	Purchase/Sale or Maturity	Market Value			Annual Yield	
							Ending Balance 8/31/2024	Market Inc/(Dec)	Maturity Date		
037833D14	APPLE INC	Corporate Note	45,000.00	45,094.50	43,677.90	-	239.85	43,917.75	05/11/25	1.15%	
14316NAC3	CARMAX AUTO OWNER TR	Asset-Backed Security	259.81	259.76	702.65	(445.56)	2.16	259.25	12/15/25	0.34%	
3130APQ81	FEDERAL HOME LOAN BKS	Federal Agency Bond / Note	50,000.00	47,411.00	49,438.50	-	151.50	49,590.00	11/08/24	1.01%	
3130ATVD6	FEDERAL HOME LOAN BKS	Federal Agency Bond / Note	70,000.00	70,317.80	69,953.80	-	32.20	69,986.00	09/13/24	4.88%	
3130X8L34	FEDERAL HOME LOAN BKS	Federal Agency Bond / Note	50,000.00	60,370.00	49,989.00	-	11.00	50,000.00	09/09/24	5.37%	
3134GWZV1	FHL M C M T N	Federal Agency Bond / Note	55,000.00	53,762.50	52,290.70	-	606.65	52,897.35	10/22/25	0.68%	
3135G03U5	FNM A DEB	Federal Agency Bond / Note	100,000.00	99,794.00	96,939.00	-	595.00	97,534.00	04/22/25	0.64%	
3135G04Z3	FNM A	Federal Agency Bond / Note	50,000.00	49,896.50	48,164.50	-	279.00	48,443.50	06/17/25	0.52%	
3135G0X24	FNM A	Federal Agency Bond / Note	245,000.00	244,218.45	241,302.95	-	845.25	242,148.20	01/07/25	1.64%	
3137EAEF0	FHL M C	Federal Agency Bond / Note	250,000.00	249,807.50	245,352.50	-	937.50	246,290.00	02/11/25	1.52%	
3137EAEU9	FHL M C M T N	Federal Agency Bond / Note	130,000.00	129,797.60	124,588.10	-	890.50	125,478.60	07/21/25	0.39%	
38141GX58	GOLDMAN SACHS GROUP INC	Corporate Note	95,000.00	95,193.80	92,684.85	-	413.25	93,098.10	02/11/26	0.87%	
4581X0DK1	INTER AMERICAN DEVEL BK	Supra-National Agency Bond /	275,000.00	289,348.50	269,458.75	-	1,152.25	270,611.00	03/14/25	1.78%	
4581X0DZ8	INTER AMERICAN DEVEL BK	Supra-National Agency Bond /	150,000.00	149,889.00	148,926.00	-	672.00	149,598.00	09/23/24	0.50%	
69371RQ66	PACCAR FINANCIAL CORP	Corporate Note	30,000.00	31,353.30	29,461.50	-	126.30	29,587.80	02/06/25	1.83%	
9128282Y5	U S TREASURY NOTE	U.S. Treasury Bond / Note	260,000.00	265,401.16	258,601.20	-	795.60	259,396.80	09/30/24	2.13%	
9128283J7	U S TREASURY NOTE	U.S. Treasury Bond / Note	15,000.00	15,325.20	14,847.60	-	48.75	14,896.35	11/30/24	2.14%	
9128283V0	U S TREASURY NOTE	U.S. Treasury Bond / Note	235,000.00	257,029.89	232,003.75	-	721.45	232,725.20	01/31/25	2.52%	
9128284R8	U S TREASURY NOTE	U.S. Treasury Bond / Note	485,000.00	539,581.45	477,210.90	-	1,925.45	479,136.35	05/31/25	2.91%	
912828J27	U S TREASURY NOTE	U.S. Treasury Bond / Note	30,000.00	32,323.83	29,516.70	-	104.10	29,620.80	02/15/25	2.03%	
912828V98	U S TREASURY NOTE	U.S. Treasury Bond / Note	110,000.00	107,211.33	105,045.60	-	842.60	105,888.20	02/15/27	2.34%	
912828X88	U S TREASURY NOTE	U.S. Treasury Bond / Note	60,000.00	58,673.44	57,288.60	-	473.40	57,762.00	05/15/27	2.47%	
91282CCZ2	U S TREASURY NOTE	U.S. Treasury Bond / Note	65,000.00	64,796.88	60,567.00	-	553.15	61,120.15	09/30/26	0.93%	
91282CDG3	U S TREASURY NOTE	U.S. Treasury Bond / Note	140,000.00	134,992.57	130,828.60	-	1,198.40	132,027.00	10/31/26	1.19%	
91282CDN8	U S TREASURY NOTE	U.S. Treasury Bond / Note	50,000.00	46,796.88	49,242.00	-	217.00	49,459.00	12/15/24	1.01%	
91282CDZ1	U S TREASURY NOTE	U.S. Treasury Bond / Note	50,000.00	47,347.66	49,111.00	-	212.50	49,323.50	01/15/25	1.14%	
91282CE59	U S TREASURY NOTE	U.S. Treasury Bond / Note	70,000.00	65,594.92	68,680.50	-	270.90	68,951.40	02/15/25	1.52%	
91282CEFF4	U S TREASURY NOTE	U.S. Treasury Bond / Note	40,000.00	38,176.56	39,222.40	-	168.80	39,391.20	03/15/25	1.78%	
91282CEG0	U S TREASURY NOTE	U.S. Treasury Bond / Note	125,000.00	119,721.68	120,033.75	-	977.50	121,011.25	03/31/27	2.58%	
91282CEG4	U S TREASURY NOTE	U.S. Treasury Bond / Note	70,000.00	66,901.95	68,849.20	-	254.10	69,103.30	05/15/25	2.79%	
91282CGD7	U S TREASURY NOTE	U.S. Treasury Bond / Note	40,000.00	39,948.44	39,854.40	-	40.40	39,894.80	12/31/24	4.26%	
91282CGN5	U S TREASURY NOTE	U.S. Treasury Bond / Note	30,000.00	30,322.27	29,930.10	-	46.80	29,976.90	02/28/25	4.63%	
923040GU7	VENTURA CNTY CA CMNTY CLG DIST TXBL	Municipal Bond / Note	MATURED	MATURED	120,000.00	(120,000.00)	-	-	08/01/24	1.80%	
931142EX7	WALMART INC	Corporate Note	40,000.00	40,064.80	39,634.80	-	433.20	40,068.00	09/09/27	3.94%	
<b>VENTURA REGIONAL SANITATION DISTRICT-MAIN Total</b>							<b>\$ 3,586,725.12</b>	<b>\$ 3,553,398.80</b>	<b>\$ 16,238.51</b>	<b>\$ 3,449,191.75</b>	
025816CM9	AMERICAN EXPRESS CO SR	Federal Agency Bond / Note	75,000.00	74,466.75	70,032.00	-	670.50	70,702.50	11/04/26	1.75%	
02665WDZ1	AMERICAN HONDA FIN CORP	Corporate Note	100,000.00	98,586.00	93,319.00	-	801.00	94,120.00	09/09/26	1.38%	
037833D14	APPLE INC	Corporate Note	100,000.00	100,210.00	97,062.00	-	533.00	97,595.00	05/11/25	1.15%	
06406RBA4	BANK OF NY MELLON CORP	Corporate Note	75,000.00	75,090.75	70,716.75	-	684.00	71,400.75	01/26/27	2.15%	
13077DQD7	CALIFORNIA ST UNIV REV SYSTEMWIDE	Municipal Bond / Note	40,000.00	40,000.00	38,038.40	-	322.40	38,360.80	11/01/25	0.90%	
14041NFY2	CAPITAL ONE MULTI TR	Asset-Backed Security	70,000.00	69,990.35	69,118.00	-	263.90	69,381.90	11/16/26	1.05%	
14316NAC3	CARMAX AUTO OWNER TR	Asset-Backed Security	259.81	259.76	702.65	(445.56)	2.16	259.25	12/15/25	0.34%	
172967ND9	CITIGROUP INC	Corporate Note	50,000.00	50,041.00	49,446.50	-	186.00	49,632.50	11/03/25	1.29%	
24422EVU0	DEERE JOHN CAPITAL CORP	Corporate Note	40,000.00	39,974.00	39,778.40	-	184.00	39,962.40	09/10/24	0.63%	
3130ANMHO	FEDERAL HOME LOAN BKS	Federal Agency Bond / Note	100,000.00	91,169.00	93,640.00	-	701.00	94,341.00	08/20/26	1.17%	
3130APQ81	FEDERAL HOME LOAN BKS	Federal Agency Bond / Note	130,000.00	123,268.60	128,540.10	-	393.90	128,934.00	11/08/24	1.01%	
3134GWZV1	FHL M C M T N	Federal Agency Bond / Note	140,000.00	136,850.00	133,103.60	-	1,544.20	135,641.80	10/22/25	0.68%	
3135G04Z3	FNM A	Federal Agency Bond / Note	140,000.00	139,710.20	134,860.60	-	781.20	135,641.80	06/17/25	0.52%	
3135G05X7	FNM A	Federal Agency Bond / Note	140,000.00	139,344.80	133,765.80	-	915.60	134,681.40	08/25/25	0.39%	
3135G06G3	FNM A	Federal Agency Bond / Note	125,000.00	124,552.50	118,748.75	-	875.00	119,623.75	11/07/25	0.52%	
3135G0X24	FNM A	Federal Agency Bond / Note	200,000.00	199,681.00	196,846.00	-	345.00	197,032.00	01/07/25	1.64%	
3137EAEF0	FHL M C	Federal Agency Bond / Note	100,000.00	99,846.00	98,491.00	-	750.00	99,241.00	02/11/25	1.52%	
3137EAEU9	FHL M C M T N	Federal Agency Bond / Note	90,000.00	89,952.30	86,253.30	-	616.50	86,869.80	07/21/25	0.39%	
3137EAEX3	FHL M C M T N	Federal Agency Bond / Note	185,000.00	184,443.15	176,243.95	-	1,178.45	177,422.40	09/23/25	0.39%	
38141GX58	GOLDMAN SACHS GROUP INC	Corporate Note	100,000.00	100,204.00	97,563.00	-	435.00	97,998.00	02/11/26	0.87%	
3815EAC8	HONDA AUTO REC OWN TR 2021 3	Asset-Backed Security	7,671.76	7,671.65	9,334.69	(1,780.23)	38.59	7,593.05	11/18/25	0.41%	
3815GAC3	HONDA AUTO REC OWN TR 2021 4	Asset-Backed Security	12,538.24	12,535.60	14,033.15	(1,757.57)	55.92	12,336.50	01/21/26	0.89%	

**VENTURA REGIONAL SANITATION DISTRICT  
CASH & CASH EQUIVALENT AND INVESTMENT REPORT  
FOR THE MONTH ENDED AUGUST 31, 2024**

ITEM 8

CUSIP	Asset Name	Asset Type	Shares/Units	Cost Basis	Beginning Balance 7/31/2024	Purchase/Sale or Maturity	Market Value			Annual Yield
							Ending Balance 8/31/2024	Market Inc/(Dec)	Maturity Date	
458140BY5	INTEL CORP	Corporate Note	100,000.00	100,121.00	97,727.00	-	(630.00)	97,097.00	08/05/27	3.86%
4581X0DK1	INTER AMERICAN DEVEL BK	Supra-National Agency Bond / Note	135,000.00	141,925.50	132,279.75	-	565.65	132,845.40	03/14/25	1.78%
4581X0DZ8	INTER AMERICAN DEVEL BK	Supra-National Agency Bond / Note	210,000.00	209,844.60	208,496.40	-	940.80	209,437.20	09/23/24	0.50%
459200KT7	INTERNATIONAL BUSINESS MACHS	Corporate Note	100,000.00	101,561.00	98,871.00	-	775.00	99,646.00	07/27/27	4.16%
61747YEG6	MORGAN STANLEY	Corporate Note	30,000.00	30,000.00	29,694.90	-	124.50	29,819.40	10/21/25	1.17%
63743HFE7	NATIONAL RURAL UTILS COOP FIN	Corporate Note	19,994.60	19,994.60	19,777.80	-	65.40	19,777.80	06/15/25	3.49%
665859AW4	NORTHERN TR CORP SR NT	Corporate Note	70,000.00	70,676.20	69,071.10	-	643.30	69,714.40	05/10/27	4.02%
69371RQ66	PACCAR FINANCIAL CORP	Corporate Note	30,000.00	31,353.30	29,461.50	-	126.30	29,587.80	02/06/25	1.83%
87612EBM7	TARGET CORP	Corporate Note	20,000.00	19,966.00	18,854.80	-	242.60	19,097.40	01/15/27	2.04%
89236TJK2	TOYOTA MTR CR CORP	Corporate Note	60,000.00	59,866.80	56,235.60	-	484.20	56,719.80	06/18/26	1.19%
912828ZAT	U S TREASURY NOTE	U.S. Treasury Bond / Note	100,000.00	93,941.41	94,652.00	-	793.00	95,445.00	08/15/26	1.57%
912828ZV5	U S TREASURY NOTE	U.S. Treasury Bond / Note	210,000.00	214,314.84	208,870.20	-	642.60	209,512.80	09/30/24	2.13%
9128283J7	U S TREASURY NOTE	U.S. Treasury Bond / Note	25,000.00	25,541.99	24,746.00	-	81.25	24,827.25	11/30/24	2.14%
9128283V0	U S TREASURY NOTE	U.S. Treasury Bond / Note	195,000.00	208,422.07	192,513.75	-	598.65	193,112.40	01/31/25	2.52%
9128284R8	U S TREASURY NOTE	U.S. Treasury Bond / Note	380,000.00	422,764.84	373,897.20	-	1,508.60	375,405.80	05/31/25	2.91%
912828V98	U S TREASURY NOTE	U.S. Treasury Bond / Note	430,000.00	418,959.38	410,632.80	-	3,293.80	413,926.60	02/15/27	2.34%
912828X88	U S TREASURY NOTE	U.S. Treasury Bond / Note	50,000.00	48,894.53	47,740.50	-	394.50	48,135.00	05/15/27	2.47%
91282CAM3	U S TREASURY NOTE	U.S. Treasury Bond / Note	200,000.00	196,335.94	190,126.00	-	1,366.00	191,492.00	09/30/25	0.26%
91282CAT8	U S TREASURY NOTE	U.S. Treasury Bond / Note	150,000.00	148,669.92	142,171.50	-	1,050.00	143,221.50	10/31/25	0.26%
91282CBC4	U S TREASURY NOTE	U.S. Treasury Bond / Note	600,000.00	589,750.00	566,274.00	-	4,452.00	570,726.00	12/31/25	0.39%
91282CBH3	U S TREASURY NOTE	U.S. Treasury Bond / Note	460,000.00	449,702.74	432,869.20	-	3,555.80	436,425.00	01/31/26	0.40%
91282CBQ3	U S TREASURY NOTE	U.S. Treasury Bond / Note	130,000.00	122,961.72	122,250.70	-	1,015.30	123,266.00	02/28/26	0.53%
91282CBT7	U S TREASURY NOTE	U.S. Treasury Bond / Note	100,000.00	96,148.44	94,180.00	-	789.00	94,969.00	03/31/26	0.79%
91282CCJ8	U S TREASURY NOTE	U.S. Treasury Bond / Note	425,000.00	429,316.41	398,569.25	-	3,336.25	401,905.50	06/30/26	0.93%
91282CCP4	U S TREASURY NOTE	U.S. Treasury Bond / Note	200,000.00	193,828.13	186,172.00	-	1,648.00	187,820.00	07/31/26	0.67%
91282CCZ2	U S TREASURY NOTE	U.S. Treasury Bond / Note	110,000.00	109,377.34	102,498.00	-	936.10	103,434.10	09/30/26	0.93%
91282CDG3	U S TREASURY NOTE	U.S. Treasury Bond / Note	285,000.00	266,732.03	266,329.65	-	2,439.60	268,769.25	10/31/26	1.19%
91282CDH1	U S TREASURY NOTE	U.S. Treasury Bond / Note	255,000.00	249,279.50	251,718.15	-	1,096.50	252,814.65	11/15/24	0.76%
91282CDZ1	U S TREASURY NOTE	U.S. Treasury Bond / Note	310,000.00	298,321.49	304,156.50	-	1,199.70	305,356.20	02/15/25	1.52%
931142EX7	WALMART INC	Corporate Note	100,000.00	100,162.00	99,087.00	-	-	100,170.00	09/09/27	3.94%
923040GJ7	VENTURA CNTY CA CMNTY CLG DIST TXBL	Municipal Bond / Note	MATURED	MATURED	130,000.00	(130,000.00)	-	-	08/01/24	1.80%
98163KAC6	WORLD OMNI AUTO REC TR	Asset-Backed Security	16,842.22	16,839.93	18,734.76	(2,229.73)	61.65	16,566.68	10/15/26	0.82%
				<b>7,527,312</b>	<b>\$ 7,483,421.06</b>	<b>\$ 7,367,667.25</b>	<b>\$ 46,956.37</b>	<b>\$ 7,278,415.53</b>		
<b>VENTURA REGIONAL SANITATION DISTRICT-TOLAND Total</b>										
025816CM9	AMERICAN EXPRESS CO SR	Corporate Note	30,000.00	29,786.70	28,012.80	-	268.20	28,281.00	11/04/26	1.75%
037833DT4	APPLE INC	Corporate Note	30,000.00	30,063.00	29,118.60	-	159.90	29,278.50	05/11/25	1.15%
06051GJ59	BK OF AMERICA CORP	Corporate Note	25,000.00	22,312.25	23,467.00	-	249.25	23,716.25	07/22/27	1.83%
06406RBA4	BANK OF NY MELLON CORP	Corporate Note	35,000.00	35,042.35	33,001.15	-	319.20	33,320.35	01/26/27	2.15%
13077DQD7	CALIFORNIA ST UNIV REV SYSTEMWIDE	Municipal Bond / Note	15,000.00	15,000.00	14,264.40	-	120.90	14,385.30	11/01/25	0.90%
14041NFY2	CAPITAL ONE MULTI TR	Asset-Backed Security	30,000.00	29,995.87	29,622.00	-	113.10	29,735.10	11/16/26	1.05%
172967ND9	CITIGROUP INC	Corporate Note	50,000.00	50,041.00	49,446.50	-	186.00	49,632.50	11/03/25	1.29%
24422EVMX3	JOHN DEERE CAPITAL CORP	Corporate Note	20,000.00	19,998.75	20,050.20	-	99.00	20,149.20	06/08/26	4.71%
30303MBL9	META PLATFORMS INC	Corporate Note	35,000.00	35,052.50	35,330.75	-	285.95	35,616.70	05/15/28	4.52%
3130AJUH6	FEDERAL HOME LOAN BKS	Federal Agency Bond / Note	45,000.00	44,776.80	43,641.00	-	251.10	43,892.10	04/14/25	0.51%
3130ANMH0	FEDERAL HOME LOAN BKS	Federal Agency Bond / Note	75,000.00	68,376.75	70,230.00	-	525.75	70,755.75	08/20/26	1.17%
3130APQ81	FEDERAL HOME LOAN BKS	Federal Agency Bond / Note	40,000.00	37,928.80	39,560.80	-	126.20	39,672.00	11/08/24	1.01%
3134GWZV1	F L L M C M T N	Federal Agency Bond / Note	45,000.00	43,987.50	42,783.30	-	496.35	43,279.65	10/22/25	0.68%
3135G04Z3	F N M A	Federal Agency Bond / Note	35,000.00	34,927.55	33,715.15	-	195.30	33,910.45	06/17/25	0.52%
3137EAEU0	F L L M C M T N	Federal Agency Bond / Note	30,000.00	29,976.90	28,751.10	-	112.50	28,863.60	02/12/25	1.52%
38141GX58	GOLDMAN SACHS GROUP INC	Federal Agency Bond / Note	29,850.60	29,850.60	28,554.80	-	205.50	28,759.30	07/21/25	0.39%
43815GAC3	HONDA AUTO REC OWN TR 2021 4	Corporate Note	35,000.00	35,071.40	34,147.05	(657.21)	152.25	34,299.30	02/12/26	0.87%
458140BY5	INTEL CORP	Asset-Backed Security	4,701.82	4,700.82	5,262.41	-	20.97	4,626.17	01/21/26	0.89%
4581X0DK1	INTER AMERICAN DEVEL BK	Corporate Note	35,000.00	35,042.35	34,204.45	-	(220.50)	33,983.95	08/05/27	3.86%
459200KT7	INTERNATIONAL BUSINESS MACHS	Supra-National Agency Bond / Note	45,000.00	47,308.50	44,093.25	-	188.55	44,281.80	03/14/25	1.78%
539830BZ1	LOCKHEED MARTIN CORP	Corporate Note	35,000.00	35,546.35	34,604.85	-	271.25	34,876.10	07/27/27	4.16%
				<b>15,000.00</b>	<b>14,955.00</b>	<b>14,998.65</b>	<b>141.15</b>	<b>15,139.80</b>	<b>05/15/28</b>	<b>4.41%</b>

**VENTURA REGIONAL SANITATION DISTRICT  
CASH & CASH EQUIVALENT AND INVESTMENT REPORT  
FOR THE MONTH ENDED AUGUST 31, 2024**

CUSIP	Asset Name	Asset Type	Shares/Units	Cost Basis	Market Value				Annual Yield		
					Beginning Balance 7/31/2024	Purchase/Sale or Maturity	Market Inc/(Dec)	Ending Balance 8/31/2024		Maturity Date	
61747YEG6	MORGAN STANLEY	Corporate Note	20,000.00	20,000.00	19,796.60	-	83.00	19,879.60	10/21/25	1.17%	
63743HFE7	NATIONAL RURAL UTILS COOP FIN	Corporate Note	10,000.00	9,997.30	9,856.20	-	32.70	9,888.90	06/15/25	3.49%	
665859AW4	NORTHERN TR CORP SR NT	Corporate Note	25,000.00	25,241.50	24,668.25	-	229.75	24,898.00	05/10/27	4.02%	
69371RQ66	PACCAR FINANCIAL CORP	Corporate Note	10,000.00	10,451.10	9,820.50	-	42.10	9,862.60	02/06/25	1.83%	
87612EBM7	TARGET CORP	Corporate Note	5,000.00	4,991.50	4,713.70	-	60.65	4,774.35	01/15/27	2.04%	
89236TJK2	TOYOTA MTR CR CORP	Corporate Note	20,000.00	19,955.60	18,745.20	-	161.40	18,906.60	06/18/26	1.19%	
254687FK7	WALT DISNEY COMPANY THE	Corporate Note	MATURED	MATURED	49,837.00	-	163.00	-	08/30/24	1.76%	
923040GJ7	VENTURA CNTY CA CMNTY CLG DIST TXBL	Municipal Bond / Note	MATURED	MATURED	40,000.00	-	-	-	08/01/24	1.80%	
931142EX7	WALMART INC	Corporate Note	35,000.00	35,056.70	34,680.45	-	379.05	35,059.50	09/09/27	3.94%	
<b>VENTURA REGIONAL SANITATION DISTRICT-COASTAL Total</b>					\$ 864,702	\$ 855,435.44	\$ 923,855.61	\$ 5,414.52	\$ 844,612.92		
254687FK7	WALT DISNEY COMPANY THE	Corporate Note	MATURED	MATURED	59,804.40	-	195.60	-	08/30/24	1.76%	
923040GJ7	VENTURA CNTY CA CMNTY CLG DIST TXBL	Municipal Bond / Note	MATURED	MATURED	60,000.00	-	-	-	08/01/24	1.80%	
025816CM9	AMERICAN EXPRESS CO SR	Corporate Note	40,000.00	39,715.60	37,350.40	-	357.60	37,708.00	11/04/26	1.75%	
06051GJS9	BK OF AMERICA CORP	Corporate Note	30,000.00	26,774.70	28,160.40	-	299.10	28,459.50	07/22/27	1.83%	
06406RBA4	BANK OF NY MELLON CORP	Corporate Note	35,000.00	35,042.35	33,001.15	-	319.20	33,320.35	01/26/27	2.15%	
13077DQD7	CALIFORNIA ST UNIV REV SYSTEMWIDE	Municipal Bond / Note	15,000.00	15,000.00	14,264.40	-	120.90	14,385.30	11/01/25	0.90%	
14041NFY2	CAPITAL ONE MULTI TR	Asset-Backed Security	35,000.00	34,995.18	34,559.00	-	131.95	34,690.95	11/01/26	1.05%	
172967ND9	CITIGROUP INC	Corporate Note	55,000.00	55,045.10	54,391.15	-	204.60	54,595.75	11/03/25	1.29%	
24422EMX3	JOHN DEERE CAPITAL CORP	Corporate Note	25,000.00	25,006.20	25,062.75	-	123.75	25,186.50	11/03/25	1.29%	
30303M8L9	META PLATFORMS INC	Corporate Note	40,000.00	40,060.00	40,378.00	-	326.80	40,704.80	06/08/26	4.71%	
3130ANMH0	FEDERAL HOME LOAN BKS	Corporate Note	75,000.00	68,376.75	70,230.00	-	525.75	70,755.75	05/15/28	4.52%	
38141GXS8	GOLDMAN SACHS GROUP INC	Federal Agency Bond / Note	40,000.00	40,081.60	39,025.20	-	174.00	39,199.20	08/20/26	1.17%	
43815GAC3	HONDA AUTO REC OWNR TR 2021 4	Corporate Note	40,000.00	4,700.82	5,262.41	(657.21)	20.97	4,626.17	02/12/26	0.87%	
458140BY5	INTEL CORP	Asset-Backed Security	4,701.82	4,700.82	5,262.41	-	20.97	4,626.17	01/21/26	0.89%	
459200KT7	INTERNATIONAL BUSINESS MACHS	Corporate Note	40,000.00	40,048.40	39,090.80	-	(252.00)	38,838.80	08/05/27	3.86%	
539830BZ1	LOCKHEED MARTIN CORP	Corporate Note	30,000.00	30,468.30	29,661.30	-	232.50	29,893.80	07/27/27	4.16%	
61747YEG6	MORGAN STANLEY	Corporate Note	20,000.00	19,937.00	19,998.20	-	188.20	20,186.40	05/15/28	4.41%	
63743HFE7	NATIONAL RURAL UTILS COOP FIN	Corporate Note	25,000.00	25,000.00	24,745.75	-	103.75	24,849.50	10/21/25	1.17%	
665859AW4	NORTHERN TR CORP SR NT	Corporate Note	10,000.00	9,997.30	9,856.20	-	32.70	9,888.90	06/15/25	3.49%	
69371RQ66	PACCAR FINANCIAL CORP	Corporate Note	25,000.00	25,241.50	24,668.25	-	229.75	24,898.00	05/10/27	4.02%	
87612EBM7	TARGET CORP	Corporate Note	15,000.00	15,676.65	14,730.75	-	63.15	14,793.90	02/06/25	1.83%	
89236TJK2	TOYOTA MTR CR CORP	Corporate Note	5,000.00	4,991.50	4,713.70	-	60.65	4,774.35	01/15/27	2.04%	
<b>VENTURA REGIONAL SANITATION DISTRICT-BAILLARD Total</b>					\$ 589,702	\$ 581,103.45	\$ 692,385.71	\$ 3,660.67	\$ 575,389.17		
<b>Grand Total</b>					\$ 12,491,975	\$ 12,506,685.07	\$ 12,543,307.37	\$ 72,270.07	\$ 12,147,609.37		

See page 6 of 6 for securities sold or matured for the month ended August 31, 2024

**VENTURA REGIONAL SANITATION DISTRICT  
SECURITIES SOLD OR MATURED AS OF AUGUST 31, 2024**

Settle Date	CUSIP	Transaction	Description	Interest Rate	Maturity Date	Par	Principal Proceeds	Purchase Cost	Realized G/L Cost this FY	Realized G/L Amortized Cost
08/01/2024	923040GU7	MATURED PAR VALUE OF VENTURA CNTY CA	VENTURA REGIONAL SANITATION DISTRICT-MAIN: 1077 Total	1.800%	8/01/24	120,000.00	120,000.00	120,000.00	-	-
08/01/2024	923040GU7	MATURED PAR VALUE OF VENTURA CNTY CA	VENTURA REGIONAL SANITATION DISTRICT-TOLAND: 1078 Total	1.800%	8/01/24	130,000.00	130,000.00	130,000.00	-	-
08/01/2024	923040GU7	MATURED PAR VALUE OF VENTURA CNTY CA	VENTURA REGIONAL SANITATION DISTRICT-COASTAL: 1079 Total	1.800%	8/01/24	40,000.00	40,000.00	40,000.00	-	-
08/30/2024	254687FK7	MATURED PAR VALUE OF WALT DISNEY COMPANY	VENTURA REGIONAL SANITATION DISTRICT-BAILARD: 1080 Total	1.750%	8/30/24	50,000.00	50,000.00	49,796.00	204.00	-
08/01/2024	923040GU7	MATURED PAR VALUE OF VENTURA CNTY CA	Grand Total	1.800%	8/01/24	60,000.00	60,000.00	60,000.00	-	-
08/30/2024	254687FK7	MATURED PAR VALUE OF WALT DISNEY COMPANY	Grand Total	1.750%	8/30/24	60,000.00	60,000.00	59,755.20	244.80	-
			Grand Total			120,000.00	120,000.00	119,755.20	244.80	-
			Grand Total			460,000.00	460,000.00	459,551.20	448.80	-

Notes: Securities Sold and Matured are provided by PFM Asset Management & US Bank.